

AROUND THE BLOCK

QUILTERS UNLIMITED OF TALLAHASSEE

Volume 43, Issue 2

February 2026

***Next Meeting: February 12, 2026, Temple Israel, 2215 Mahan Drive
Times: 6:00 pm Social, 6:30 pm Meeting***

Presidential Message

I am in love!!!! I just can't help myself!

As a quilter I am in love with fabric, no matter what color (except gray) as it is difficult for me to even like gray. I love thread! All colors, even the shades of gray)soft ones, of course! I love SEWING (aka QUILTING)!!! Now the shopping for the fabric and the thread could take up some length of time as we know it. You know that you have to find exactly the perfect fabric for the project you want to create and of course to get some thread to be sure it will be of the right color as you wouldn't want to begin the project and then find out no thread you have on hand would match. While you are at the fabric department you will see other fabric for another project you will make after the one you are actually going to work on now. Looking doesn't cost anything (until you get to the checkout)!

I am in love with my new fabric, thread, pattern for the future project I have in mind. I bump into a friend as she has just begun shopping for a special piece of fabric for a project! I must tag along of course and walk the fabric isles again (just in case I see a "must have" to take with me.

I love my stash as all of my purchases will add to the LOVE of QUILTING!! I need to live to be 124 years old to use it all!

Spread your love by making a quilt for charity!

Happy Valentines Day!

Peggy Clark



February Program

It is my pleasure to announce the **'Trash to Treasure Sale'** at the February guild meeting.
QU Members should bring CASH to buy all your favorite treasures!

Like an indoor garage sale for quilty items (notions, fabric, scraps, patterns, etc.). Members can reserve a table in advance for \$5, delivered in either cash or check (made out to Quilters Unlimited) to Tracy Wade or mailed to the guild (address below) before the night of the meeting. Please give us enough notice of your reservation so a table can be available for you!!

The tables will be arranged to allow for the business meeting to still occur. Setup of sales tables will occur prior to the meeting and shopping will begin at the meeting's end. Members that reserve a table are responsible for pricing their items before the sale, setting up and taking down their items and collecting their own monies (Remember to bring cash to make change!). We will need volunteers to break down the tables after the sale.

Start gathering items now to clean out your sewing rooms!

Checks can be mailed to:

Quilters Unlimited
PO Box 12181
Tallahassee, FL 32317
Memo line = 'T2T table rental'

Tracy Wade
Programs Chair

March Program

Join us at our March 12th meeting for a trunk show by Jennifer Wagner of Snapdragon Quilting.

Jennifer will also be conducting Workshops on March 13th and March 14th, so check out all the details in this newsletter to sign up.



Tracy Wade
Programs Chair

February 2026 Block of the Month – Fun with Curves

Improv curves use the same curved sewing technique as Drunkard's Path blocks but don't require a special template!

1. Begin with 2 squares of contrasting fabric, at least 1 inch larger than your desired final unfinished size.
2. Lay one square exactly on top of the other, right sides facing up, and cut a curve through both with your rotary cutter, roughly in the center of the squares. The curve can be as gentle or tight as you want, but it is best to begin with a fairly gentle one.
3. Sew together the left-hand piece of the top fabric and right-hand piece of the bottom fabric, overlapping the beginning and end of the seam by $\frac{1}{4}$ inch (just like a Drunkard's Path block).
4. Gently press the block and trim to desired size.
5. Use the remaining pieces to make a color-reversed block.



This technique of cutting a curve on two pieces of fabric can also be used to insert curvy strips or sections into blocks.

March 2026 Block of the Month – Freestyle 16-patch

Sometimes it seems that Improv quilting should be easier than conventional quilting, after all, there are no precise measurements or strict 90-degree angles. In my experience, this block disproves that assumption. There are surprising ways it can go wrong but I hope these instructions minimize the risk.

1. Choose fabric for this block with strong value contrast, whether you are using multiple colors and prints or two colors.
2. Cut 4 freehand rectangles (really trapezoids) at least 2" longer than your final unfinished block height, and with total width at least 2.5" wider than final unfinished width.



3. Lay these strips out alternating light and dark and wide ends (see photo) and stitch them together. (I like to press the seams open.) Make sure the block is at least as wide as your final unfinished width. (This block will be 5" unfinished.)



4. Cut this block into 4 roughly horizontal, roughly equal strips. Turn 2 of the strips 180 degrees (see photo) and stitch together.



5. Press the seams open and trim to desired size.



What can go wrong?

If the strips were too narrow or the angles too extreme the block will not be big enough (ask me how I know). Sometimes you can fix this by restitching scantier seams.

If the strips are too wide the outside patches will be too small. You can fix this with wider seams, before the final trim.

Ellen Fournier, Block of the Month Chair

QU Library

We have almost 300 books available to members. Follow this link: [Guild Library](#), to the QU website page containing the list of books. You can search by author, title, or category.

When you find something you would like to check out, note the name of the book and the author and send an email to Michele Hackmeyer (see guild directory) with your request and I will bring the book(s) to the next guild meeting.



Michele Hackmeyer

Annual Member Awards 2026

Quilters Unlimited has two annual member awards, one for Distinguished Quilter and one for Volunteer of the Year. More information about the qualifications for these awards can be found on our website under Activities/Projects, drop down to Awards.

Requests for nominations begin two months before the deadline and will be posted in the newsletter. Nominations are made through a form on the website.

Hint: The more information you provide about your nominee, the better! The committee makes its decision based on the nomination forms.

For those who have requested more time to think about who deserves these awards, start thinking now for the Distinguished Quilter award, and keep an eye on our wonderful volunteers for those who go above and beyond for Volunteer of the Year.
Each winner receives a certificate and \$50 check.

For more information, please contact Janet **Hughes**.



Membership

February 12 is “D” Day: the Deadline for Dues to be in the Directory

Please pay your 2026 QU dues!
\$30 to pick up your directory at a Guild meeting, or,
\$33 to have your directory mailed to you.

Ways to pay:

1. **EASIEST:** Pay online with a credit card.
<https://www.quilttallahassee.com/membership/forms/dues-payments/>
2. You can mail a check **SOON** so it will reach QU's P.O. box, and get picked up, and get to the treasurer for deposit, and so the information to be forwarded to Sue Isaac for inclusion in the directory by February 12. *(Remember, most letters take a detour to Jacksonville before they reach our box.)*
3. You can pay in cash or by check at the Guild meeting on February 12.

Please check last year's directory. If anything needs to be changed (and it hasn't already been corrected), please send an email to membership@quilttallahassee.com explaining what needs to be changed.



If you want a new photo in the 2026 directory, you can have one taken on February 12. Wear your quilter smile!

Sue Isaac, Membership VP

Workshops with Jennifer Wagner of Snapdragon Quilting

JOIN US IN WELCOMING JENNIFER WAGNER OF [SNAPDRAGON QUILTING](#)

Jennifer will be doing a trunk show at our Quilters Unlimited meeting on March 12th and she will offer two workshops: March 13 from 9:30 -3:30 and March 14, 2026 9:30-3:30! (Bring your own lunch or we will order out!).

<p>Friday, March 13th Simply Smooth-Reverse Applique/Small Curves (pattern fee is in addition to workshop class fee) Here is the SUPPLY LIST</p>	<p>Saturday, March 14th Foundation Paper Piecing Basics w/hexagon blocks (pattern fee is in addition to workshop class fee) Here is the SUPPLY LIST</p>
 <p>MINI MOONS Quilt Pattern by Jennifer Wagner Finished Size 22" x 22" or 20" x 20" <i>Snapdragon Quilting</i></p>	 <p><i>Snapdragon Quilting</i> NUTS ABOUT YOU QUILT BLOCK PATTERN WITH 18 DIFFERENT BLOCK DESIGNS BY JENNIFER WAGNER MAKES 6", 8", & 12" HEXAGON BLOCKS FOUNDATION PAPER PIECING TEMPLATES INCLUDED TO MAKE 20 BLOCKS!</p>

FEE: \$25 for QU members only. All others: \$40.

IF WE DON'T HAVE ENOUGH ATTENDEES BY FEBRUARY 10TH, WE WILL CANCEL THIS CLASS - SO DON'T WAIT TO SIGN UP! Pattern cost is not included in your class fee. (See Supply list at top of pattern). NO REFUNDS - We will assist you in re-selling your class fee should you not be able to attend.

Contact Cheryl Gratt with any questions.

All the details for the workshop and registration are online by clicking [here](#) to go to the QU website.

Upcoming Quilt Show

Happy New Year from Country Road Quilters, Inc. of Ocala. This is a reminder that our quilt show "Ruby Jubilee of 2026" is fast approaching. It is our hope QU members will be able to join us during this special year as 2026 marks our 40th anniversary.

As with most quilt shows, our show will include:

Quilt Displays - Vendors – Basket Boulevard - Boutique Shop - Door Prizes - Opportunity Quilt

Our guild is proud to announce our Opportunity Quilt named "HOPE" (pictured below) received 1st place in the Collaborative Category (26 entrants) at the Jax Quilt Fest in 2025. The queen sized quilt is stunning in person so please join us.



Quilt Show



Ruby Jubilee of 2026

"Hope"



2026 Opportunity Quilt

Friday, April 17
Saturday, April 18
9 a.m. to 4 p.m.
Daily Admission \$10

8395 SW 80th St.,
Ocala, FL 34481

 **Circle Square
Cultural Center**

Newsletter Info

The deadline for newsletter submissions for the next issue is **February 23, 2026**. Please submit materials to our Newsletter Editor via email at newsletter@quilttallahassee.com. To receive a newsletter by mail, contact the editor for details.



Missing Email Blasts?

Check your email spam filter, check for blocked addresses, and/or add webmaster@quilttallahassee.com to your contact list. Still have problems? Email our Membership VP at membership@quilttallahassee.com. If your email address changes, let us know at the next meeting.

Help Send a Little Sunshine

If a member needs some cheering up, don't forget to let me know. I'll send some sunshine their way on behalf of the guild!

Shelley Woodyard



Follow and “Like” Quilters Unlimited of Tallahassee
on Facebook & stay connected.

<https://www.facebook.com/QuiltTallahassee/>

Guild Calendar

2026	What/Where
<p>Guild Meetings are at Temple Israel unless otherwise noted. 6:00pm Social / 6:30pm Meeting</p>	
Feb 12	Guild Meeting – Trash to Treasure
Mar 12	Guild Meeting – Jennifer Wagner of Snapdragon Quilting
Apr 9	Guild Meeting – Philanthropy Quilting – Kara Walker from VITAS Healthcare
May 14	Guild Meeting – Jonny Workman from Cookie's Fabrics
Jun 11	Guild Meeting – Upcycling and Restyling – Carole Gentry and Tracy Wade
Jul 9	Guild Meeting – Quilts of Valor
Aug 13	Guild Meeting -Challenge Quilts
Sep 3	Guild Meeting
Oct 8	Guild Meeting
Nov 12	Guild Meeting
Dec 10	Guild Meeting

2026 QU Steering Committee

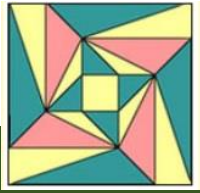
Position	2026
President	<i>Vacant</i>
President-Elect	<i>Vacant</i>
Treasurer	Kerry Cohen
Membership VP	Sue Isaac
Secretary	Janet Taylor
Auditor	Linda Robbins
Awards	Janet Hughes
Block of the Month	Ellen Fournier
Challenge Quilt	Carole Gentry
Door Prize	Wendy Adams Joanne Stock
Equipment	Michele Hackmeyer
Internet/Website	Sue Isaac
Library	Michele Hackmeyer
Newsletter/Email	Darlene Pricher
Opportunity Quilt 2026	<i>Vacant</i>
Opportunity Quilt 2027	<i>Vacant</i>
Past President	Kerry Cohen
Philanthropy	Ann Gaber and Co.
Programs	Tracy Wade
Publicity/Social Media	<i>Vacant</i>
Quilt Show 2026	<i>Vacant</i>
Silent Auction	Dawn Griffin Hanneke Hoxworth
Sit-n-Stitch	Peggy Clark
Sunshine	Shelley Woodyard
Travel	TBD
Welcoming	Ann Gaber
Workshops	Cheryl Gratt

Sit-n-Stitch Groups

A "Sit-n-Stitch" is a group of quilters who meet regularly to work on service projects, learning and practicing quilting techniques, or working on members' individual projects. Some groups meet in members' homes on a rotating basis and others meet at specified locations. If you are interested in joining a sit-n-stitch group, please call Peggy Clark or call the group's contact person. Phone numbers are available to Guild members in the Quilters Unlimited Membership Directory. Members are encouraged to form new sit-n-stitch groups to match their quilting interests.

Monday	Quilting Bees @ Senior Center	Weekly 9 am - 1 pm	Janice Watson
	Southwood Stitchers	Weekly 10 am - 1 pm Southwood Community Center	Jane Kazmer
Tuesday	Bits and Pieces	1 st Tuesday, 11 am - 3 pm Eastside Branch Library 1583 Pedrick Road	Teresa Miller
Tuesday or Thursday	Rags2Bags	Tuesday 10 am – 2 pm OR Thursday 12:30 pm – 3:30 pm Faith Community Outreach Center	Peggy Sanford
Wednesday	Pin Pals*	1st and 3rd Wednesdays Killearn area, 1:00 - 3:30 pm	Teri Smith
Thursday	Sew Arty	3rd Thursday 11:30 am - 1:30 pm Bernina Connection Bring your own lunch.	Marion Millet
	Patchwork & Prayer	1st, 3rd, 4th Thursday 6:30 - 8:30 pm Crawfordville	Judy Stricklin
	Appliqué Addicts	3rd Thursday 11 am - 1:45 pm Northeast Branch Library	Selena Foo
Friday	Frayed Edges*	Weekly, 9:30 am – 12 pm	Loui Tope
Saturday	Sew for HOPE	1st & 3rd Saturday 10 am - 3 pm Bring your own lunch. St. Stephen Lutheran Church, 2198 N. Meridian Road	Sandra Tate, Judy Rainbrook
	Second Saturday	Saturday after guild meeting, 9 am - 4 pm	Connie Beane

*** Group is currently at maximum capacity.**



CLASSIFIED ADS

QUILTERS UNLIMITED OF TALLAHASSEE

*Items for Sale or Free, by Guild Members.
See Directory for Specific Contact Information*

QU Library Bookcase available.

Since the library book inventory reduction, we no longer need 2 bookcases. This bookcase is available for a donation of \$75. It is in good condition.

The measurements are: 70 inches tall, 36 inches wide, and 12 inches deep. It can be delivered, if needed.

Contact Michele Hackmeyer by email (see guild directory). Please include QU Bookcase in the subject line.



Classified Ads -- Instructions

Only Guild Members can list items for sale, for services, or "free-to-a-good-home". How to request an ad? Email your ad/notices to the Newsletter Editor at newsletter@quilttallahassee.com. Briefly describe the item and asking price.

Your item will be posted for only one month per email submission.

ALL NEGOTIATIONS AND PROBLEMS WITH A SALE OR SERVICES ARE BETWEEN THE BUYER AND SELLER.