

AROUND THE BLOCK

QUILTERS UNLIMITED OF TALLAHASSEE

Volume 43, Issue 7

July 2026

***Next Meeting: July 9, 2026, Temple Israel, 2215 Mahan Drive
Times: 6:00 pm Social, 6:30 pm Meeting***

July President's Message

Happy 250th Birthday, America!

This momentous occasion has been a yearlong American celebration of the freedoms we are blessed to have as Americans, those that founded our country, all the unique and interesting places, foods and events that are part of our American way of life and all those that fought to continue the American Spirit.



To celebrate, maybe you are watching the fireworks, barbecuing out in yard, relaxing at the beach or making an apple pie. Whichever way you choose to celebrate America turning the big 2-5-0, please remember those that gave all for you to do so this 4th of July.

At QU, we will spend the next couple months celebrating the semi-quincentennial.

Don your Red, White and Blue and join us at our July meeting as we honor US veterans with Quilts of Valor. We cannot say thank you enough for all they gave serving our country, but a warm quilt and a crowd of grateful Americans dressed in the colors of our flag is a great start.

In August, we will showcase this year's Americana quilt challenge. There is still time to break out your patriotic quilting spirit and enter a quilt for the challenge.

Happy Quilting,

Kerry

Programs

July Program

At our July 9th meeting, **Karen Bauer**, a previous Quilt of Valor awardee, will be our guest speaker. Karen served six years in the United States Army during the Vietnam era. She will inform us as to the work women do in the services. Five years ago, she helped organize the Women Veterans Unite organization here in Tallahassee. The group meets once a month at the American Legion Hall. Currently it has sixty plus members.

At our July meeting, we will also be awarding **Quilts of Valor** to three women veterans.

August Program

Our program on August 13th will be the **Challenge Quilts** reveal. Please be sure to read Carole Gentry's program message in this newsletter.

September Program

September 3, 2026 — **Quilted Garments & Accessories Fashion Show** – All members are invited to bring their quilted garments or wearable accessories to show them off to the group and share pattern suggestions and ideas. There will be a fashion show at the beginning of the meeting!

******(Please note this is the 1st Thursday of the month.)******

Thanks!!
Tracy Wade
Programs Chair

Membership

Thank You!
to the $\frac{2}{3}$ of our members who have paid their 2026 dues!



QU runs because of everyone's participation!

- To pay the rent (and required security guard) for our meeting room
- To pay for insurance and website hosting and our P.O. box and taxes
- For guest presenters, directory printing, distinguished quilter and volunteer of the year awards, door prizes, publicity . . . — *all the fun stuff!*

**Just \$15 for July–December dues by check/cash at a meeting
or by card on our website:**

<https://www.quilttallahassee.com/membership/forms/dues-payments/>

The word "WELCOME!" is written in large, colorful, bubbly letters. Each letter has a different background color (pink, blue, yellow, blue, pink, blue, pink) and is covered in small white polka dots. The exclamation point is also covered in white polka dots.

WELCOME TO NEW MEMBERS OF QUILTERS UNLIMITED!

For a chance to talk with fellow quilters in a slightly quieter space, my home will be open to you on Thursday, July 16 from 6:00 p.m. until 7:30 p.m.

My address is in the QU Directory. Or you can email me for directions.

I have enjoyed these gatherings very much! Share projects, ask questions, make suggestions. Snacks and beverages will be provided to ward off grumbling tummies and fainting spells.

Joy,

Ann Gaber, Welcome Chair

Challenge Quilt Update

Hello QU!

Do you all remember what you were doing during our country's Bicentennial in 1976? I was eleven years old, living at Camp Lejeune, NC with my family. My dad's platoon sponsored our Girl Scout Troop (talk about uniform inspections!) so you can imagine the birthday celebration held by our troop living on a USMC military base. It was incredible. The memories are all in my head. We have very few pictures—film and developing, even at the PX, was still a luxury item. I picked out the gingham fabric, in red and blue for the dress my mom made. The biggest thrill was the red shoes! Doesn't every little girl need a pair of dressy, red shoes?



While reflecting on the USA's Semi-quincentennial and pondering the many ideas in my head for our challenge, I went to the branch library near my house and discovered a new book commemorating American quilts from our first Centennial celebration (1876) and their history leading up to today. The history and pictures of quilts from the Centennial and Bicentennial years are awe inspiring. Please put the book, *Commemorative American Quilts: Stitching Our Heritage from 1876 to Today* by Sandra Sider, on hold so you can enjoy our country's rich quilt history. Click [HERE](#) for more information. I will probably end up purchasing this book to fully read and absorb every chapter.

YOU HAVE plenty of time to create your own commemorative challenge quilt to celebrate our nation's semi-quincentennial with our guild's Americana theme. Read over the QU Americana Challenge [rules](#) and make your quilt. You'll be happy you did.



TURN IN DATES: Submit your quilt information, with a picture, on the entry [form](#) on the [QU website](#). I will also have paper forms at the QU July meeting on Thursday, July 9. Bring your quilt in a pillowcase WITH a printed picture. **The FINAL turn-in date is Saturday, July 25 from 10:00 a.m. until 2:00 p.m. at the Lake Jackson Branch Library** (3840 North Monroe Street— Corner of Fred George Road and North Monroe Street in Huntington Oaks Plaza.)

THANK YOU for all your support and enthusiasm for this year's challenge. I know we are all very busy and sometimes a challenge is pushed to the back burners. I challenge you to challenge yourself to participate in this very special year. I forgot to remind you that there is NO FEE to enter this year. **The rules are FREE! The entry is FREE!** A huge benefit of being a QU member. Grab fabric from your own collection and start sewing. **You got this!**

Sincerely,
Carole P. Gentry,
QU Challenge Chair 2026

Philanthropy Hopes and Dreams Realized without Spending any Money

Any individual quilter or sit and stitch group who would like to have some fabric occasionally for any of your own philanthropy projects, consider checking with me for materials for your tops and possibly for your backing and batting.



I still have quite a lot of fabric to offer.

Also, I have taken on putting the end pieces of batting together and can provide nicely joined batting cut to your specific size. Text or email ahead with the measurement of the top and how much bigger you would like the batting to be. See note below. I am in the QU Directory.

NOTE: If your quilt is being quilted on a **long-arm machine**, the batting and backing are typically 4" bigger all around, so 8" bigger than the top.

If your quilt is being quilted on a **regular machine**, the batting and backing are typically 2" bigger all around, so 4" bigger than the top.

Joy,

Ann Gaber, Philanthropy Chair

Upcoming Quilt Show

On behalf of QuiltFest Jacksonville, you are invited to come visit our show this year- hosted by the seven sister guilds of the Jacksonville and St. Augustine area, and themed Give Piece A Chance.

We expect over 400 quilts to hang for the exhibition, with many wonderful vendors and demos to be presented. The show will be held Thursday through Saturday, September 17th -19th, at The Prime Osborn Convention Center. Show times are 9:00am-5:00pm on Thursday and Friday, and 9:00am-4:00pm on Saturday. Regular admission tickets are \$17, senior and military are \$16, and bus group discounts are \$15. All tickets include free parking. Advance tickets are available for groups and buses, so gather your friends and come see all the traditional, modern and art quilts, and shop with the vendors.



July Block of the Month: Slice and Insert Block

I found an online tutorial for this block, but I quickly realized I could not write clear instructions for it. Instead, here is a [link](#) to the YouTube tutorial. You can skip ahead to minute 8 for the block instructions, or watch the full video to get used to the instructor. She is Dutch, and while her English is excellent, her accent may take a little getting used to.

<https://www.youtube.com/watch?v=M2ey9Tm5IHE>

Here are the blocks I made based on the video:



My only advice is that you don't place the inserts too close to the edge, or they might get lost in squaring the block.

August Block of the Month: Don't Trip on the Courthouse Steps!

This is a very traditional block pattern, but done with as much freedom as you want. The only advice on this one is, once again, use lots of contrast!

Here are instructions for an [improv Courthouse Steps](#) block. You can improvise this pattern with various widths and angles using strips that are not all parallel or the same size, or by using a mix of thin and wide strips so that the center block is off-center.

Here are blocks I made—I think I'll make some more!



Quilts of Valor

Sgt. Walter Harrell was awarded a Quilt of Valor at the Veterans National Park in Pensacola on June 13th.

Sgt. Harrell served in the U.S. Army 1986-1992 (Artillery Field Service) The Lance Missile System while in Germany that provided a deterrent to the Soviets during the closing years of the Cold War. He was awarded many medals that would take the rest of the page to list. Two of his sisters were so proud of him and his achievements and it showed at the award ceremony.

His quilt was made by Peggy Clark and quilted by Lucky Green.

Thank you for your service Sgt. Harrell!

Quilters Unlimited Quilt Guild



Workshops Coming Soon!

We are over ½ way to the holidays y'all! It isn't too late to whip out some great projects for gifts...or that new grandbaby...or a friend who needs a new wall hanging!



Check out [Marcia Layton](#). Marcia is coming to the guild to share her creations on October 8th at our guild meeting. She is offering two workshops: one on Friday, October 9th and one on Saturday, October 10th.

October 9th workshop is a 3 hour workshop from 10-1 with your choice of one of these projects:



Class fees for the 3 hour class (Friday October 9th) are \$20 for members and \$35 for non-members. You must purchase the pattern; optional kits must be pre-purchased before the workshop.

October 10th workshop is a 6 hour workshop from 10-4 with your choice of one of these projects:



Class fees for the 6 hour workshop (Saturday October 10th) are \$25 for members and \$40 for non-members. You must purchase the pattern; optional kits must be pre-purchased before the workshop.

Naturally she will bring other patterns and fabric and notions - and all kinds of STUFF to buy...so sign up and start putting \$\$ away before October!

We will be sending out information on location, signups and the logistics of ordering patterns and kits in a couple of weeks when we have everything finalized. STAY TUNED. Pick your workshop/class today and get ready for a lot of fun!

Cheryl

Newsletter Info

The deadline for newsletter submissions for the next issue is **July 27, 2026**. Please submit materials to our Newsletter Editor via email at newsletter@quilttallahassee.com. To receive a newsletter by mail, contact the editor for details.




QU Library

We have almost 300 books available to members. Follow this link: [Guild Library](#), to the QU website page containing the list of books. You can search by author, title, or category.

When you find something you would like to check out, note the name of the book and the author and send an email to Michele Hackmeyer (see guild directory) with your request and I will bring the book(s) to the next guild meeting.

Michele Hackmeyer



Missing Email Blasts?

Check your email spam filter, check for blocked addresses, and/or add webmaster@quilttallahassee.com to your contact list. Still have problems? Email our Membership VP at membership@quilttallahassee.com. If your email address changes, let us know at the next meeting.

Help Send a Little Sunshine

If a member needs some cheering up, don't forget to let me know. I'll send some sunshine their way on behalf of the guild!

Shelley Woodyard



Follow and "Like" Quilters Unlimited of Tallahassee on Facebook & stay connected.

<https://www.facebook.com/QuiltTallahassee/>

Guild Calendar

2026	What/Where
Guild Meetings are at Temple Israel unless otherwise noted. 6:00pm Social / 6:30pm Meeting	
Jul 9	Guild Meeting - Quilts of Valor
Jul 14	Steering Committee Meeting – 6:00pm, Main Library, 2 nd Floor, Meeting Room C
Aug 13	Guild Meeting - Challenge Quilts
Sep 3	Guild Meeting – Quilted Garments & Accessories Fashion Show
Oct 8	Guild Meeting – Marcia Layton – lecture and trunk show called “From Handprints to Yo-Yos!”
Nov 12	Guild Meeting
Dec 10	Guild Meeting – Potluck Celebration

2026 QU Steering Committee

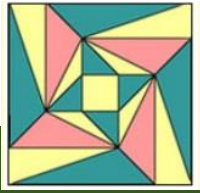
Position	2026
President	<i>Vacant</i>
President-Elect	<i>Vacant</i>
Treasurer	Kerry Cohen
Membership VP	Sue Isaac
Secretary	Janet Taylor
Auditor	Linda Robbins
Awards	Janet Hughes
Block of the Month	Ellen Fournier
Challenge Quilt	Carole Gentry
Door Prize	Wendy Adams Joanne Stock
Equipment	Michele Hackmeyer
Internet/Website	Sue Isaac
Library	Michele Hackmeyer
Newsletter/Email	Darlene Pricher
Opportunity Quilt 2026	<i>Vacant</i>
Opportunity Quilt 2027	<i>Vacant</i>
Past President	Kerry Cohen
Philanthropy	Ann Gaber and Co.
Programs	Tracy Wade
Publicity/Social Media	<i>Vacant</i>
Quilt Show 2026	<i>Vacant</i>
Silent Auction	Dawn Griffin Hanneke Hoxworth
Sit-n-Stitch	Peggy Clark
Sunshine	Shelley Woodyard
Travel	TBD
Welcoming	Ann Gaber
Workshops	Cheryl Gratt

Sit-n-Stitch Groups

A "Sit-n-Stitch" is a group of quilters who meet regularly to work on service projects, learning and practicing quilting techniques, or working on members' individual projects. Some groups meet in members' homes on a rotating basis and others meet at specified locations. If you are interested in joining a sit-n-stitch group, please call Peggy Clark or call the group's contact person. Phone numbers are available to Guild members in the Quilters Unlimited Membership Directory. Members are encouraged to form new sit-n-stitch groups to match their quilting interests.

Monday	Quilting Bees @ Senior Center	Weekly 9 am - 1 pm	Janice Watson
	Southwood Stitchers	Weekly 10 am - 1 pm Southwood Community Center	Jane Kazmer
Tuesday	Bits and Pieces	1 st Tuesday, 11 am - 3 pm Eastside Branch Library 1583 Pedrick Road	Teresa Miller
Tuesday or Thursday	Rags2Bags	Tuesday 10 am – 2 pm OR Thursday 12:30 pm – 3:30 pm Faith Community Outreach Center	Evelyn Gonzalez
Wednesday	Pin Pals*	1st and 3rd Wednesdays Killearn area, 1:00 - 3:30 pm	Teri Smith
Thursday	Sew Arty	3rd Thursday 11:30 am - 1:30 pm Bernina Connection Bring your own lunch.	Marion Millet
	Patchwork & Prayer	1st, 3rd, 4th Thursday 6:30 - 8:30 pm Crawfordville	Judy Stricklin
	Appliqué Addicts	3rd Thursday 11 am - 1:45 pm Northeast Branch Library	Selena Foo
Friday	Frayed Edges*	Weekly, 9:30 am – 12 pm	Loui Tope
Saturday	Sew for HOPE	1st & 3rd Saturday 10 am - 3 pm Bring your own lunch. St. Stephen Lutheran Church, 2198 N. Meridian Road	Sandra Tate, Judy Rainbrook
	Second Saturday	Saturday after guild meeting, 9 am - 4 pm	Connie Beane

*** Group is currently at maximum capacity.**



CLASSIFIED ADS

QUILTERS UNLIMITED OF TALLAHASSEE

*Items for Sale or Free, by Guild Members.
See Directory for Specific Contact Information*

Vintage 1952 Singer Featherweight 221-1 Sewing Machine

Contact Linda Patton

Excellent condition, rewired & sews beautifully!

-- \$450 --



- In excellent physical condition, mechanically smooth, and stitches beautifully.
- Professionally rewired with brand-new, safe wiring so you can sew with peace of mind.
- Stunning Cosmetics: The deep black shiny finish, gold decals, and filigree are in excellent condition with minimal wear.
- Includes the original vintage hard case, ready to transport your machine to classes or retreats.
- Comes with its original factory-issued attachments and presser feet (saving you the hassle of hunting down expensive replacements).
- Includes a clean, easy-to-read reprint of the original user manual—a \$20 bonus!

Classified Ads -- Instructions

Only Guild Members can list items for sale, for services, or "free-to-a-good-home". How to request an ad? Email your ad/notices to the Newsletter Editor at newsletter@quilttallahassee.com. Briefly describe the item and asking price.

Your item will be posted for only one month per email submission.

ALL NEGOTIATIONS AND PROBLEMS WITH A SALE OR SERVICES ARE BETWEEN THE BUYER AND SELLER.