



Quilters Unlimited of Tallahassee

Around The Block

Volume 33, Issue 12

December 2016

Next Meeting: December 8th Social Hall at Temple Israel, 2215 Mahan Drive,
Tallahassee Florida The social half-hour starts at 6:30 p.m. The meeting starts at 7:00 p.m.

2016 Officers:

President: Pam Doffek
President-Elect: Peggy Allen
Membership Vice-President:
Susan Dickerson
Secretary: Judy Stricklin
Treasurer: Heather Strickland

2016 Chairpersons

Awards: Marsha Walper
Audiovisual: Betty Rinkel
Block Of Month: Wanda Crowe
Challenge: Stephanie Guttman,
Laura Keller
City Hall Show: Jennifer Colley,
Elizabeth Hawker
Directory: Michele & Drew
Hackmeyer
Door Prizes: Lucy Patrick
Helping Hands: Stephanie
Guttman
Library: Jeanne Brenner
Capital City Quilt Show: Hattie
Penne, Betty Rinkel
Newsletter: Karen Skinner
Opportunity 2016: Geni Rains
Opportunity 2017: Karen Kunz
Philanthropic: Michele Hackmeyer,
Judy Rainbrook
Programs: Roberta Granville
Publicity: Kerry Cohen
Quilters Treasure: Marsha Walper
Show & Tell: Linda Davis
Silent Auction: Karen Kunz
Sit&Stitch: Marsha Walper
Special Events: none
Sunshine: Jeanne Billings
Trip Coord: Peggy Clark
Web Coord: Jessica Duke
Welcoming: Sue Skornia
Workshops: Jeanne Brenner

President's Message

What a Year!!! New members, new classes, new friends, new policies and procedures completed. We've come a long way in the past year QU and I've been honored and humbled to help you go forward as President. Each and every one of you has been my support and we as a guild are better for it. Please continue your support of incoming president Peggy Allen by asking her how you can help (she still needs a few committee chairs and members....Quilt Show co-chair anyone? Anyone?)

And now it's time to celebrate. I hope you have your cooking fingers on (or the ability to stop at Publix on the way to the meeting...) to create wonderful potluck dishes for our End of Year Celebration on December 8.



This party IS our meeting for December. Please bring several canned/package foods for donation to Second Harvest, or a buck or two to support the Jail Project's sewing machine feet philanthropic need. Any monies above and beyond the Jail Project need will support battling purchases for other QU philanthropic programs. The only program besides eating, bonding and enjoying friendships will be "Passing The Torch" from me to Peggy (thanks to the Magical Quilting Elf for the great "torch".)

Your Outgoing QU President, Pam Doffek

Reminder - Dues

The dues for 2017 will be collected at the December meeting. Dues are \$30 for the year. Please bring your check made out to Quilters Unlimited or cash to the Membership table. You can also pay on line through PayPal at the Quilters Unlimited web site.

\$\$\$\$\$

<http://quilttallahassee.com/membership/dues-payments/>



December Program - End of Year Celebration - by Linda Brooks

The December Guild meeting will be a celebration of us. Of course with any celebration, we love to eat. Bring a dish to share with the guidelines of no pork, no shellfish, and no meat and dairy cooked together. Alcohol is allowed. As our sharing gift, you have the option of a monetary donation for the Jail Project (1/4 inch fees as funds allow) or nonperishable food donation for Second Harvest. Please plan to join and celebrate the Guild and our wonderful friendship.

* * * * *

Attention: even though we are a sharing guild, our end of year party is to celebrate each other... **THERE WILL NOT BE SHOW AND TELL** during our December party. Hold all those fabulous things until January. THANKS, President Pam

Notes from the Program Chair

Many thanks to President Pam Doffek for enlightening us as to ways to use those non-conformist blocks! Since we all have such blocks it's good to get ideas as to how we can creatively use them.

I'd also like to thank all those members who have helped with programs over the last two years. Giving of their time, talent, and absorbing costs, they have been invaluable to all of us.

No program in December. Come celebrate, eat, and visit with each other.

Photo Time Again!

It's time to make or update photos for our directory. Michele Hackmeyer will be near the sign-in table to take your picture, so look your best.

Remember these photos are only for use in the directory, no one else will see them. With a group as big as ours, it really helps to have these photos to put a name with a face.

2017 Block of the Month

Block of the Month for 2017 will be a philanthropic opportunity for our guild. Rather than drawing a name for a winner each month, all blocks submitted will be used to sew a quilt top that will be shown the following month and then given to Sew for Hope.

As a previous co-chair for Block of the Month and subbing for past chairs, we became aware that very often, members that make a block do not desire to win them, and therefore do not submit their name. Whatever happens to the blocks that are won? They seem to disappear into an abyss unknown as we rarely see a quilt at show and tell that was created from block of the month. Sew for Hope has an on-going need for quilts and then came the “ah-ha” moment from which this idea was born.

Sew for Hope has the greatest need for tween to teen quilts so that will be our focus. Our goal each month will be to collect enough blocks to make a twin size quilt, roughly 35 blocks. It is a lofty goal but one that this guild can accomplish. You will see the result of your efforts with a completed quilt top the following month. All blocks will be easy, fun and hopefully some that you will enjoy making.

Your participation in Block of the Month this year will be greatly appreciated!

Wendy Stone and Dawn Griffin, Co-chairs, 2017 BOM

~ ~ ~

Let's get started! With the holidays upon us, we decided to start with an easy Shoofly block for January. Use either yellow and white prints or gray and white prints in this 12 ½ inch block. The color scheme will create a very modern and trendy quilt that is sure to please a teenage girl.



The instructions for this block are on the website. Be sure to stop by our display at the December meeting to see all the blocks that we have planned for the year.



Drawing in December for Cut-Glass Punch Bowl of Treasures!

Come to the Quilter's Treasure table during the social time (6:30 - 7:00) to buy tickets for this wonderful "punch bowl" of new treasures (in original packaging), hand-made items, and fabrics.

Tickets are \$1 each or \$5 for ten tickets.

In the Quilter's Treasure you will find a Calculator for Design and Fabric Estimating (Quilter's FabriCalc); a package of batting; Jelly Rolls of over 20 Christmas fabrics, 20 Violet Fields Collection, and 20 Spring Fields Collection; and 12 ¼-yard pieces of Lavender Fields Collection. There are also rulers, a reducing glass, thirteen spools of thread, books, and a lot more. All the treasures are on a list in front of the basket!

Check with Marsha Walper if you have questions.

2016 Volunteer of the Year

Congratulations to Roberta Granville!

Roberta was recognized as the Quilters Unlimited Volunteer of the Year at the November guild meeting. Pam Doffek read the following poem, by Terri Smith and Marsha Walper, in recognition of some of Roberta's many activities.

*"This volunteer believes in never letting an opportunity pass us by,
She always says, "We can do this as a group, if we just try!"
Volunteer opportunities she will convey,
Perfectly suited for each member's day!
A Steering Committee member for a decade,
We choose her to lead the quilters' parade!
She urges us to join the race
To make the best pillow case!
"Keep your scraps,
They help the cats!"
Quilts of Valor, 50 or so,
"Ladies, 150 we can sew!"
Pillow case dresses were a success,
She urged us to sew an excess!
For loyalty and volunteering, we hafta'
Recognize our very own Roberta!"*



2017 Opportunity Quilt

In progress



2018 Opportunity Quilt "Out of the Blue"

Even though the Opportunity Quilt for 2017 is not completed, it is time to start planning the quilt for 2018. Linda O'Sullivan has designed a beautiful Storm at Sea quilt to go along with the theme of the show, "Out of the Blue."

Please bring fat quarters, 1/4 yard, 1/2 yard, or larger pieces of medium blue fabric and dark blue fabric to the December meeting. The fabrics should be mainly medium or dark blues, but no solids.

We will be making kits for the paper-pieced blocks in early January and need to gather the fabric in December.

Contact Marsha Walper for more information.

Guild Library

New Books in the Guild Library Available at the December Meeting

- *An Encyclopedia of Crazy Quilt Stitches* by Linda Causee
- *Black & White, Bright & Bold* by Kim Schaefer
- *Convergent Quilts* by Ricky Tims
- *Designing Tessellations* by Jinny Beyer
- *Diamonds Can Be a Quilter's Best Friend* by Billie Lauder
- *Hard Times, Splendid Quilts* by Carolyn McCormick
- *Japanese Quilts* by Jill Liddell
- *Jazz It Up 101 Stitching Embellishments* by Judy Murrah
- *Jewel Box Quilt* by Eleanor Burns
- *Menehune Quilts- The Hawaiian Way* by Elizabeth Root
- *Modern Designs for Classic Quilts* by Kelly Biscopink
- *Modern Quilts Perspectives* by Thomas Knaver
- *Mostly Table Runners Two* by Jane Wnuk
- *Nana's Garden Quilt* by Eleanor Burns
- *No-Sweat Flannel Quilts* by Beth Garretson
- *Pattern Play* by Doreen Speckman
- *Quilt-Lovers' Favorites Volume 2* from Better Homes and Gardens
- *Quilt-Lovers' Favorites Volume 3* from Better Homes and Gardens
- *Quilted Memories* by Mary Lou Weidman
- *Quilting Up A Storm* by Lydia Quigley
- *Quilts From Neckties* by Sharon Newman
- *Soft-Edge Piecing* by Jinny Beyer
- *Square Dance* by Martha Thompson
- *Stack-N-Whackier Quilts* by Bethany Reynolds
- *The Quilts of Gees Bend* Vanessa Vadim DVD
- *Through the Garden Gate* by Jean Wells
- *Top It With a Topper* by Elaine Waldschmitt

Thank you all for your generosity donating books to the guild library and purchasing the extras to enrich your own libraries. Suggestions on new books to purchase are welcome.

Jeanne Brenner, Guild Librarian

Classes by Guild Teachers – **Please contact Jeanne Brenner to register.**

Saturday, February 4th, 2017

Art Quilts, by **Deon Lewis** at the Woodville Community Center.

Two different sessions will be held on the same day.

In the morning, 10:30 to Noon, Deon will discuss her process to create unique art quilts.

The afternoon session from 1:30 to 4:00, will be a hands-on work shop to create your own blue jay wall hanging.

You may register for either session or both.
Morning lecture \$15. Afternoon Workshop \$20.
Workshop limited to 20 students.



~ ~ ~ ~ ~

Monday, February 27th

Smashing Sets, by **Sharon Pollock**, in her home.

Learn how to design a quilt using your orphan blocks.

Organize your UFO s to best advantage and make room for more.

9 a.m. to 1 p.m.

Cost is \$20, with proceeds to benefit the guild

Class size is limited to 12.

~ ~ ~ ~ ~

Saturday morning, March 25th, 2017

Hand Applique', by **Shelley Bertels**, at the Chaires Community Center

If you have been afraid to jump into a hand applique project, let's change that!

Come learn the basic techniques of hand applique.

Fee: \$20 for this 3 hour class.

All proceeds benefit the guild.

~ ~ ~ ~ ~

Saturday afternoon, March 25th, 2017

Bargello, by **Jeanne Brenner**, at the Chaires Community Center

Is there a Bargello quilt in your future?

Come learn the basics of strip quilting to make a fast and easy quilt top.

Fee: \$20. All proceeds will benefit the guild.

Classes.....continued

Wool Applique Parrot again!

The first class filled up so quickly and was such a success, **Lucy Patrick** is willing to teach this workshop again.

Cost is \$30 for a 6 hour class, plus a \$5 kit fee.

Class fees will benefit the guild.

Time and place to be set once enrollment is met.

Maximum 10 students per class.



~ ~ ~ ~ ~

Saturday, July 8th, 2017

A New Technique: Beautiful Folded Star Blocks, by Margaret Boeth, at the Woodville Community Center

Margaret Boeth brought some of her fascinating, folded star blocks to the November guild meeting.

Now she has agreed to share this fast and fun technique with us on Saturday, July 8. Use your scraps to make two different star patterns. Warning: it may be addictive.

Little sewing is required and may be accomplished by machine or by hand.

Class Fee: \$20, all proceeds to benefit the guild.

Time: 10:15 am to 1:15 PM; 3 hour class



Paper Piecing, by Jeanne Brenner, at the Woodville Community Center

Don't miss out on a world of sharp points and beautiful patterns. Learn how to paper piece. A small project will teach you the basics.

Class fee: \$20, all proceeds to benefit the guild.

Time: 2 PM to 5 PM; 3 hour class



Volunteer teachers?? -- by Jeanne Brenner

If anyone enjoys the art of hand quilting and is willing to share their knowledge, several members have expressed a desire for a class.

Other suggestions for future classes are welcome, whether it is a technique you would like to learn or a skill you are willing to share.

Thank you to all who have supported the guild by teaching and participating in workshops this year. It is wonderful to see the knowledge and experience being passed on to others and to feel the excitement of learning. Great job everyone!

Workshops

Sharon Chambers

May 11th, 2017 Guild Meeting Lecture

Come listen to a master quilter talk about her quilts and her designing process at our Thursday, May 11 guild meeting.

Details from two of Sharon's award winning quilts



Schambers Workshops on May 12 and May 13, 2017

To allow the more guild members the opportunity to participate, registration will be limited to one class per person until February 1, 2017.

If the classes are not full at that time, it may be possible to register for the second class.

Please, let Jeanne know if you are interested in being on a waiting list.

Designing for the Quilting Process

Friday May 12 - 6 Hour Workshop

Time: 10:15 am to 5:15 PM

Woodville Community Center

Learn how to draft designs for your quilts...no sewing in class.

Class fee: \$80, includes \$15 kit fee



Calla Lily Workshop
Saturday May 13

Time: 10:15 am to 5:15 PM - 6 Hour Workshop
Woodville Community Center

Piec-liqué Curved seams have always been used in quilting. Until now they have been for the more advanced quilter. This class teaches you an easy and accurate way of sewing curved seams. Use this contemporary design to explore this technique.



Class fee \$80, includes \$15 kit

~ ~ ~ ~ ~

May 10, 2018

Suzanne Marshall is coming to Tallahassee!

From an article on the internet*, Suzanne is an "international-award winning quilter. As a self-taught quilter who has never taken a lesson, Suzanne has evolved novel ways to construct quilts, such as Take-Away Applique, which she shares with her classes. She is an effective teacher has taught in most states and at both AQS and IQS shows, and around the world (Austria, Australia, Singapore, and South Africa). Her quilts have won numerous prizes, including multiple awards for Best Hand Workmanship at the American Quilter's Society shows in Paducah and Lancaster. Her quilt *Toujour Nouveau* was named as one of the Twentieth Century's 100 Best American Quilts." [*<http://www.manyhandsfiberartsfestival.org/2016-festival-events/>]

Possible Lecture and Workshops

Are you interested in learning how to make Seminole style patchwork from an expert?


Kay Smith of Ocala is willing to give a lecture to our guild on the history and technique of Seminole patchwork, then teach workshops next fall. Her work is stunning and received a blue ribbon at the Ocala Quilt Show last month.

A six hour class is \$35 and would cover 5 or 6 different beginning patterns.

Including tips on piecing, that are applicable to any pieced projects.

If you would like to participate, please let Jeanne know, so this event can be scheduled.

See following page for pictures of Kay's award-winning quilt.



Philanthropic Activities

Jail Project - Stitch-n-Time -- By Judith Rainbrook

Just before the November QU meeting, we received a request from Officer Guy to give a sewing machine to one of the inmates who had just been released. Unfortunately, we had no machine to give. I sent off an email to Pam, who not only sent out an email blast but also made an announcement in the meeting. In addition, Karen Skinner got up in the meeting and said she didn't have a machine but she would be happy to donate towards a machine. This resulted in \$65 in donations by the end of the evening. In addition, Martha Heath, owner of "SewNoles", came up after the meeting and said she could order a basic machine for us for a discounted price.

Thanks to the generosity of Jan Burroughs at The Sewing Mechanic, we were able to purchase two used machines and have him clean and put them in good working

order for the \$65 we raised. In addition, we have received two other machines, one from a QU member and one from an ASG member and have two more promised. Right now, we are feeling particularly blessed by such a generous outpouring.



As for the ladies of Stitch-n-Time, they have been very busy these last months working on Christmas quilts. One of the quilters designed and created this 3-D quilt that now hangs in the Leon County Jail Lobby. When this quilter was released from jail, we did not have a machine for her and she went back to her home town in Rhode Island before we got any machines. But we were able to contact the quilting guild in her home town and they are working on getting her a machine. So quilters are wonderful everywhere! As for supplies, the big need at the jail right now is for navy, cream and red thread! Stitch-n-Time ladies wish you all a Happy Holiday!

~ ~ ~ ~ ~

Sew For Hope Kids

Sew for Hope - What Does a Quilt Mean to a Child at Hope Community? By Marie Vandenberg, MSW, HOPE Community Director, Big Bend Homeless Coalition

What does a quilt mean to you? To most of us, it means warmth and a way to beautify a bedroom --most of us, that is, who have the necessities of life and are not struggling to keep a roof over our heads. To the children of HOPE Community, it also means warmth. However, these beautiful quilts mean a whole lot more. They are a "security blanket" for children who are experiencing homelessness and walking into unfamiliar territory. They are also a symbol for them, and their parents, that someone out there cares about them!

When a family enters HOPE Community, a short assessment of their needs is conducted, including the need for a quilt or blanket. Most often, the children will choose their own. Their eyes light up when they see beautifully colored, bright quilts lined up before them knowing one of these quilts is about to be theirs! Both the children and the parents are grateful for such a lovely, handcrafted item and the parents are always surprised when they find out the children get to keep them!

Since 2008, when Sew for Hope Kids (SFHK) started supporting the children of HOPE Community, 1,642 quilts and receiving blankets have been donated. That is a tremendous amount of work and commitment on the part of the members of SFHK and the hundreds of QU members and community folks who have provided fabric, quilting and financial support to SFHK all these years! Thank you all for your kindness, compassion and sewing energy!

* * * *

Sew for Hope Kids - End of the Year Report

By Cynthia Seyler

Merry Christmas and Happy Holidays! May your world be blessed with happiness and good fortune!

This year has been full of excitement as we moved to our new location in ARTS After School. We somehow survived the nearly 6 months without a home and access to our fabric closet as ARTS made the transition from Capital Circle to Weems Road. We met in the homes of volunteers and we worked at Play Big Therapy (<http://www.playbigtherapy.com/>) learning how to make weighted blankets for autistic kids and volunteers took home kits and worked at home. And somehow, more than 144 quilts and receiving blankets were made and delivered to Hope Community and an additional 24 weighted blankets were provided to Play Big kids. Our volunteers rock!

Now we are nicely settled into our new ARTS home with all our fabric in cupboards and all our sewing "stuff" in its very own closet. We hope you will come to visit.

We'll only have one more meeting in December and just in case I get busy with holiday hubbub, here's the information for our January days as well. (We always meet the first and third Saturdays from 9 a.m. - 3 p.m.)

Saturday, December 3, January 7 and January 21
9 am - 3 pm with lunch from 11:30 - 12:30
ARTS After School
3510 Weems Rd

During our December meeting, we'll work on finishing blankets. Go figure! No really, at our last meeting we were given many unfinished quilt tops with which to work. What fun! But if you have a charity quilt started and you want to bring it and work with the group, that would be great, too! I think we may also be finishing up some weighted therapy blankets. Welcome to Austyn and Shameka, our new volunteers who are working almost exclusively on those.

At both of our January meetings, we'll work on the 45 Pre-K nap-time coverlets that we need for the PAEC Summer Day Care Program. Thanks to the generous fabric donations from Donna Dye and Loretta Veenstra, we have plenty of flannel for those coverlet backings now. The instructions are on our website if you'd like to make a blanket (or several) at home.

Marie at Hope Community informed us that they really need gently used blankets for adults right now. So this would be a great time to bring in any unneeded blankets that are taking up valuable space in your linen closet. Blankets can also be dropped off, during business hours, at HOPE Community at 2729 W Pensacola St.

Judy and Cynthia will be at Temple Israel for the Quilter's Unlimited Guild meeting on Thursday, December 8. Sew for Hope Kids donations can be delivered from 1 p.m. - 4:30 p.m. or between 6 p.m. - 7 p.m.

Thanks for all you do!

~ ~ ~ ~ ~

4H Sewing Club

Evelyn Gonzalez is looking for volunteers to help teach a new 4H Sewing Club starting in January 2017. The club will meet the 2nd and 4th Tuesdays from 5:30 - 7:30 pm at the 4H office on 615 Paul Russell Rd. The club won't meet during the summer.

This new Sewing Club is already full -- there's that much interest from young sewers in our community!

No need to make a yearlong commitment -- just sign on for a month of meetings and then rotate out. Or, join us for the entire time - it's up to you.

Please contact Evelyn at 850-942-7665 or evelynjgonzalez@gmail.com if you're interested in passing your skills & love of sewing to the next generation!



Newsletter Info

The **deadline** for newsletter submissions for the next issue is:

January 2nd, 2017

Please submit materials to Karen Skinner via email at newsletter@quilttallahassee.com

Here are some Guidelines for articles:

- We prefer not to publish personal email addresses or phone number. We refer members to the Directory, instead.
- When submitting the information via e-mail, please place in the subject line "QU – For Month Newsletter" – "Subject of Article" (what the month your article refers to, and what is the subject of the article). Submit photos as an attachment, not embedded in the text (although you should have a note within the article where the photo should go -- I'll edit out the note and insert the photo).
- There is only one version of the Newsletter prepared, not one for Web-blasts and one for the Website.
- if you want the article/information in the website, it must be sent separately to Jessica Duke, the Website Coordinator, at >> webcoord@quilttallahassee.com

Newsletter Mail-outs

To receive a mailed newsletter, you must provide the Newsletter Editor with a Self-Addressed Stamped Envelope (SASE) for every Newsletter you wish mailed to you.

The Newsletter editor requests that you provide enough envelopes to match the remainder of the Guild year (which ends in December). In January, assuming you are still a member, you would provide a new cycle of SASEs. Please do not expect the Newsletter Editor to remind you when you are running out of submitted envelopes.

Are You Missing E-mail Blasts from the Guild?

We've learned that when some of the members have not received their "Blasts", their e-mail host frequently thinks the article is SPAM. Here are two possible fixes for the members:

1. Check your SPAM filter and mark the email as "not SPAM";
2. (BEST) Enter the name of the sender into your contacts list -- for the blasts, the sender almost is webmaster@quilttallahassee.com.

If you still are not getting notifications, e-mail the Newsletter Editor, who helps the Webmaster keep an eye on the Mailchimp-based Blast system. Sometimes, we may have typed something in incorrectly into the system.

And always remember to let us know if your email address has changed.



QU 2017 Slate of Officers

QU Officer	2017 Officer
President	Peggy Allen
President-Elect	Denise Vinson
Membership Vice President	Laura Keller
Secretary	Kerry Cohen
Treasurer	Heather Strickland

QU Chairpersons for 2017

Please let President-Elect Peggy Allen know if you would like to help assist with a Committee. Many efforts need more than just a Chairperson. Join the team(s)! Email Peggy at margaretallen97@gmail.com.

QU Position	2017 Chairperson	2018 Chairperson
Awards:	Marsha Walper	
Audiovisual:	Betty Rinkel	
Block Of Month:	Wendy Stone	
Challenge:	Linda Stright	
Directory:	Michele & Drew Hackmeyer	
Door Prizes:	Robert Granville	
Helping Hands:	Stephanie Guttman	
Library:	Jeanne Brenner	
Capital City Quilt Show:	Betty Rinkel	Need 2018 Chair
Newsletter:	Karen Skinner	
Opportunity Quilt:	Karen Kunz	Marsha Walper
Philanthropic:	Judy Rainbrook, Stephanie Rubanowice	
Programs:	Barbara Wiggins	
Publicity:	Kerry Cohen	
Quilter's Treasure	Linda Brooks	
Show & Tell:	Roberta Granville	
Silent Auction:	Cheryl Willis	
Sit & Stitch:	Marsha Walper	
Special Events:	As needed	
Sunshine:	Sue Skornia	
Trip Coordinator:	Peggy Clark	
Web Coordinator:	Sue Isaac	
Welcoming:	Sue Skornia	
Workshop/Classes:	Jeanne Brenner	



Sit-n-Stitch Groups

“Sit-n-Stitch” groups meet weekly, biweekly or once a month. Some groups meet in a member's home on a rotating basis and work on their own individual projects. Other groups meet at a specified location and work on service projects. There are several types of groups in the guild. **If you are interested in joining a group or starting a new group, contact Marsha Walper.**

Monday	Big Bend Hospice	1-3 pm	Virginia Lewis	
	Quilting Bees @ Senior Center	1-4 pm	Judy Lawrence	
	Southwood Stitchers	Weekly 10 am - 3 pm	Nancy O'Rourke	
Tuesday	McQuilters @ Ronald McDonald	1-3 pm	Carol Harrison	
Wednesday	Crazy Quilters @ Monticello Library	1-4 pm	Georgianna Joseph	
	Pin Pals#	1 st & 3 rd Wed. 1-3 pm	Linda Steans	# at full capacity
	Piecers of the Past	2 nd & 4 th Weds 1-3 pm	Mary Catherine Scott	
Thursday	Sew Arty	3 rd Thursday 11:30 am-1 pm	Linda Stright	
	Patchwork & Prayer	1 st , 3 rd , 4 th Th 6:30-8:30 pm	Lascella Ingram	
	Southern Comfort “Sew”ciety	1 st , 3 rd , 4 th Th 7-9 pm	Esther Weiner	
	Appliqué Addicts @ NE Library	3 rd Thur 6:00-7:45 pm	Mary Catherine Scott	
	Bits and Pieces @ Temple Israel	2 nd Thursday 1:00 – 4:30 pm	Jeanne Brenner	
	Sew Darn Happy# (hand sewing)	3 rd Thursday 9:30-11:30 am	Dawn Griffin	# at full capacity
Friday	Thimble Buddies#	2 nd Friday 9:30-11:30am	Wendy Stone	# at full capacity
	Frayed Edges#	9:30am-12pm	Sharon Pollock	# at full capacity
	Quilts 'n Books @ NE Library	4 th Fri. 10 am-12 pm	Joy Vo	
Saturday	Sew for Hope	1 st & 3 rd Saturday 9 am - 3 pm	Cynthia Seyler Judy Rainbrook	
	Second Saturday	2 nd Sat 9 am - 4 pm	Connie Beane	
	Havana Sit 'n Stitch	4 th Sat.; 1-4 pm	Martha Mitchell	
Varying	Midtown Sit 'n Stitch	Saturdays or Sundays; time and location vary	Karen Skinner	

<i>2016 Guild Calendar</i> (subject to change)		
Dec. 8th	Guild Meeting - "Celebration Time"	Social Hall @ Temple Israel
2017		
Jan 2nd	Deadline for January Newsletter articles	
Jan 12th	Guild Meeting	Social Hall @ Temple Israel
Feb 4 th	Class: Art Quilts - two classes	Woodville Community Center
Feb 9th	Guild Meeting	Social Hall @ Temple Israel
Feb 27th	Class: Smashing Sets Class, by Sharon Pollock	Pollock home
March 9th	Guild Meeting	Social Hall @ Temple Israel
March 25 th	Class: Hand Applique by Shelley Bertels, (morning); Class: Bargello, by Jeanne Brenner (afternoon)	Chaires Community Center
Apr 13th	Guild Meeting	Social Hall @ Temple Israel
May 11th	Guild Meeting	Social Hall @ Temple Israel
May 12 & 13	Workshops by Sharon Schambers	
June 8th	Guild Meeting	Social Hall @ Temple Israel
July 8th	Class: Beautiful Folded Star Blocks, by Margaret Boeth Class: Paper Piecing, by Jeanne Brenner	Woodville Community Center
July 13th	Guild Meeting	Social Hall @ Temple Israel
August 10th	Guild Meeting	Social Hall @ Temple Israel
Sept. 14th	Guild Meeting	Social Hall @ Temple Israel
Oct. 12th	Guild Meeting	Social Hall @ Temple Israel
Nov. 9th	Guild Meeting	Social Hall @ Temple Israel
Dec. 7th	Guild Meeting	Social Hall @ Temple Israel
2018		
May 10th	Guild Meeting with Lecture by Suzanne Marshall	

Classified Ads -- Instructions -- "Have I got Something for You"

This is a new part of the Newsletter, where **Guild Members** (only) can list items for sale or free-to-a-good-home --- basically a Classified Ads section. Eventually, such Ads and Notices will be posted to the website, but the details are still being worked out.

Email your ad/notices (for now) to the Newsletter Editor. Briefly describe the item and asking price. If desired, attach **one** small picture in JPEG format -- it may or may not be included in the listing, depending on whether there are technical difficulties with "capturing and inserting". Include your name (and city if the item is bulky/large, and there may be special considerations for pick-up), but not an address.

Deadlines for submittal for a particular month's issue are the same as for all other Newsletter articles. **Your item will be posted for only one month per email submission. If you need to list it again, send another email to the Newsletter Editor.**

ALL NEGOTIATIONS AND PROBLEMS WITH A SALE ARE BETWEEN THE BUYER AND SELLER. WE CANNOT HELP YOU.



Classified Ads -- "Have I got Something for You"

Items for Sale or Free, by Guild Members. See Directory for Specific Contact Information

Sew Steady Portable Table --

18" x 24" Dream World Sew Steady Portable Table purchased new for \$120. Used with Husqvarna Viking sewing machine for quilting. Sew Steady Tables are made of high-quality acrylic, rounded front edge for comfort - use it as a light box; permanent inches & metric ruler printed on underside of table. Cash only.


Contact Dawn Griffin (850) 509-6103



Wooden Quilt Hanger for sale.

94" long, (approximately 8') x 2 1/2 wide.
Satin Natural wood finish.

Ruth Cuzzort
850-838-5470



Sewing machine tote on wheels. Will accommodate a large machine. Dimensions 24.5 L x 17 H x 13 D. Only used twice. Would like \$50.00. Thank you. Teresa Baso. 509-3675



New Joy Gold Standard Machine Quilting Frame. Asking \$450
Sit down in front of a frame! Easy on the back! Has parts for the crib size setup (5 foot), full size (10 foot), and an extension for the crib-size to make a mid-size frame of 7-1/2 foot. This frame works well in narrow spaces, as is only 36" deep, with a pantograph shelf above the frame. Works with most domestic sewing machines with a throat space of 8" or more, but sewing machine not included. Carriage of frame has speed controller controls {does not come with a stitch regulator!!}. The wiring for these controls is for a Janome 1600 sewing machine.
Contact Karen Skinner, pickup in Tallahassee



Handi-Quilter Avante. Well maintained Avante long-arm sewing machine by Handi-Quilter, with Pro-Stitcher. PRISTINE with lots of extras. 18" throat depth, Stitch Regulator, 12 foot studio table (larger than picture). Recently cleaned and serviced by HQ Dealer. Machine and Pro-Stitcher (computer) retails for \$22,000. Approx. 3.5 years old...so lots of warranty left! (10 yr on casting; 5 on mechanical and 5 on electrical). Extras like micro handles and led lights.
Contact Cheryl Gratt with questions.

