

AROUND THE BLOCK

QUILTERS UNLIMITED OF TALLAHASSEE

Volume 41, Issue 1

January 2024

Next Meeting: January 11, 2023, Temple Israel, 2215 Mahan Drive. 6:00 Social, 6:30 Meeting

President's Message - Medallions

Welcome to the New Year, Quilters Unlimited of Tallahassee! It is an honor for me to lead the meetings this year. There is so much happening because of what a tiny little needle can do in the hands of a sewing artisan.

Every quilt has an inspiration, a theme, color, pattern, or splash. For example, there are those that highlight medallions, specialized blocks that pop in the center or are strategically placed to catch the viewer or the wearer. A finished quilt is so much more than the sum of its parts. I cannot wait to see this year's Challenge Quilt presentations in August, and of course the Kaleidoscope of Color Quilt Show in September.

We have so much to look forward to in Programs, Classes, Workshops, Online Sessions, and Quilt Show prep. Take advantage of the opportunities abounding with the Sit n' Stitch groups, the Boutique prep, our Veterans' Quilt projects, as well as all the Philanthropy listed in the newsletter and on our updated web page. Choose a star project for yourself that will define this year for you!

Being in perpetual lesson plan mode, may I add a reminder to pay your dues, which will be well-spent with this year's meetings and projects, reach out to me if you know a person of interest for the President-Elect position, think of a demonstration you might provide for the September show, or participate in the Block of the Month and Show and Tell monthly parades. Attend meetings too – they will be amazing this year. Each month you will learn something new.

Don't be dissuaded when pieces literally want to mismatch themselves. Quilts have a mind of their own. You are masters in resolution while bringing healing and warmth to your quilt recipients. Your projects have beautiful fabric, stitching, and a center point. But the medallion...is you.

May the light be above your head, the fabric smooth below your hands, and may your fingers and machine sing.

Janet Taylor

February Block of the Month

Pinwheel Star

This block can be found at:

<https://www.allpeoplequilt.com//quilt-patterns/quilt-blocks/pinwheel-star-quilt-block>

Cut the fabrics:

From white:

- ❖ 1 - 7 1/4" square, cutting it diagonally twice in an X for a total of 4 large triangles
- ❖ 1 - 4 1/4" square, cutting it diagonally twice in an X for total of 4 small triangles (Note: These are the blue checked triangles in the picture above.)
- ❖ 2 - 3 7/8" square, cutting each in half diagonally for a total of 4 medium triangles
- ❖ 4 - 3 1/2" squares (Note: in the picture above, these are the four red corners.)

From red:

- ❖ 1 - 4 1/4" square, cutting it diagonally twice in an X for a total of 4 small triangles

From blue:

- ❖ 4 - 3 7/8" squares, cutting each in half diagonally for a total of 8 medium triangles

Assemble the block:

1. Sew together one small red triangle and one small white triangle along short sides. (Note: The "small white triangles" are the blue checked triangles in the picture above.) Then join the long side of a medium white triangle to a red and white triangle set. Repeat to make a total of four units.
2. Sew together units in pairs. Press seam allowances in opposite directions. Then join the pairs to make the center unit.
3. Sew the long side of a medium blue triangle to one short side of a large white triangle. Repeat with a second medium blue triangle on the other short side of the large white triangle to make flying geese unit. Unit should measure 3 1/2 x 6 1/2, including seam allowances. Repeat to make total of 4 flying geese units.
4. Lay out pieces for one block in horizontal rows. Sew together the pieces in each row. Then join the rows to make the block.



Teresa Bostwick

2024 Membership Dues and Directory Photos

It is time to renew your QU membership for 2024. Dues are \$30 for the year (\$32 if you need the directory mailed). At the January guild meeting, you can pay dues by cash or check. If you would like to pay using a credit card, you may do so at any time from our website.

As you sign in for the meeting, please review your information that is in our system for accuracy. This is the information that will be printed in the 2024 Directory. If any information needs to be changed, please update at the meeting, or send an email to membership@quilttallahassee.com.

Michelle Hackmeyer is also taking new photos for the 2024 directory. If you don't have a photo, or would like a new updated photo, please look for the "photo booth" set up next to the QU Library table.

Thank you and here's to an awesome 2024!

Kerry Cohen, 2024 Membership Vice-President



Make 2024 a happy year with your smile!



SEEKING SPONSORS for the QU Quilt Show in 2024!

We are asking all our members to help us find sponsors to cover some of the costs of putting on the quilt show in 2024.

- Do you know a patron of the arts?
- How about a professional you hire, who would like to show some community spirit?
- Do you own a business yourself?

These are all good candidates for sponsors — as well as anyone else who wants to help!

Sponsorship recognition is based on four levels of donation: \$1,200, \$600, \$300, and \$100. To see the details and be reminded of the reasons that sponsoring our show is a great idea, please visit

<https://www.quilttallahassee.com/qu24show/be-a-sponsor/>

If you have someone in mind, you can print the sponsor brochure from that be-a-sponsor page and do the asking yourself. Or, you can give Susan Thomson the name and contact information.



2024 Challenge Quilt

Get your Challenge Quilt rules at the January meeting. I'll be there from 6 to 7 PM. Still the same low price only five dollars. This year is a particularly new challenge that I hope everyone will enjoy.

Pam Doffek, Challenge Quilt Chair

QU Show TEAM Boutique Update

Team Members: Ann Gaber, Deborah Kelly, Shellie Johnson, Andrea Fenn, Ellen Fournier and Dawn Griffin.

The team has been busy little elves over the holidays. Our goal is to use as much of the fabulous donated fabric that QU has received (and that has been graciously stored at Ann's home). With this goal in mind, a lot of time and energy has been spent just going through all the various types and sizes of donated fabrics (cottons, linen, silk, upholstery etc.) and making a determination on its best use for the boutique. The team is also testing/editing patterns and creating sample boutique items. Once the patterns are ready and kits assembled for distribution, you should start seeing kits at the February meeting.

HOW CAN YOU HELP! QU members are being asked to take a kit (includes fabric and pattern), then create and return the item no later than the August meeting. For those who are unable to attend the meetings to grab a kit, patterns will also be available online for you to make at home (and assist you in reducing your own fabric stash).

*Remember, it's **your** quilt show, and we need **your** help in making the boutique successful to offset show related expenses.*

Below is the list of boutique items we currently plan to offer for sale at the QU Show. The list has been vetted through many people experienced in this type of project. The team will re-evaluate and determine if additional items are needed. Our biggest obstacle is the limited space available at the show allocated for the boutique.

Boutique Items: Soup bowl cozy (small & large) * Cosmetic bag (small and large) * Drawstring backpacks * Dog collar scarf (Small/med/large) * Key Caddies * Christmas ornaments (folded star) * Patchwork & Infinity scarfs * Journal covers with books * Bookmarks (4" x 4" squares) * Fat Quarter packages * 5" squares (20 per bag)

Questions? Please contact one of the bodacious boutique team members.

Quilts of Valor

A Quilt of Valor was awarded to Bob Asztalos at his office on December 8, 2023. Bob served in the military for 29 years as a member of the U.S. Navy. He was in Iraq and retired as a Senior Chief Petty Officer. His quilt was made by Betty Miller and quilted by Wendy Adams.

Submitted by Roberta G.

Mariner's Compass Workshop (1-day)

Pam Doffek

Friday March 15th AND/OR Saturday March 16, 2024

10 a.m. – 4:30 p.m.




Our 6-hour workshop is an introduction/refresher to foundation paper piecing. We will construct 2 different star/compass designs starting with a very elementary one: a 7"-4 or 8 pointed star and finish off with a 14" wide X 19" high 24-point oval. It's all the same techniques!

This class provides a safe environment to learn foundation paper piecing, no tiny pieces. You will also learn to calculate how to cut fabric pieces that FIT the different sections. You don't have to guess or end up with sections that are all bias edge.

Class fee: \$30 which includes all patterns and instructions.

Supplies list provided with paid registration.



Website Revitalized

There's good news about our website for 2024. It badly needed updating because several features were so outdated that they were no longer working. It's done! The address is the same as always:

<https://QuiltTallahassee.com> .

Melissa Raulston, our web administrator, has done a great job of keeping the look of the website familiar if you're using a desktop. The biggest difference you'll see is on your phone. To make each column of the home page easier to see on a phone's small screen, the columns are under each other on the phone instead of next to each other. So you'll need to scroll down to see the calendar.

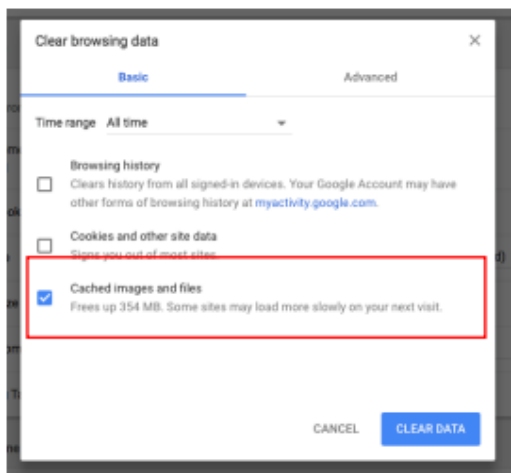
Please look over the pages on the website that touch on things you do in the Guild. If

they need revision, please send very specific substitute language, etc. to Jennifer Darnell, our 2024 Web Coordinator.

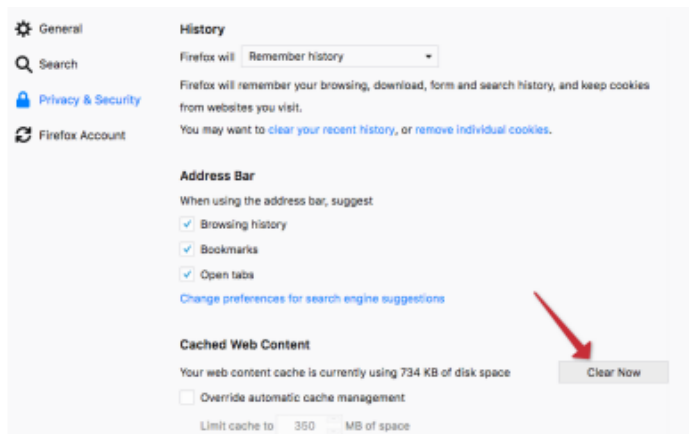
Just to be sure you're seeing the new version of the site, the first thing that appears on it is about our JANUARY meeting. If you're seeing the information about the December meeting instead, you are seeing an old "cached" version. You may need to clear the old version out of your browser's cache for the new version to appear.

Melissa sent instructions (below) on how to clear out the old version of the website from your cache for four different browsers. Please give it a try. If you need more help after looking at Melissa's instructions, please contact Sue Isaac or Jennifer Darnell. Email sent to WebCoord@QuiltTallahassee.com is now being forwarded to Jennifer. Please see the directory if you want to contact us another way.

Chrome



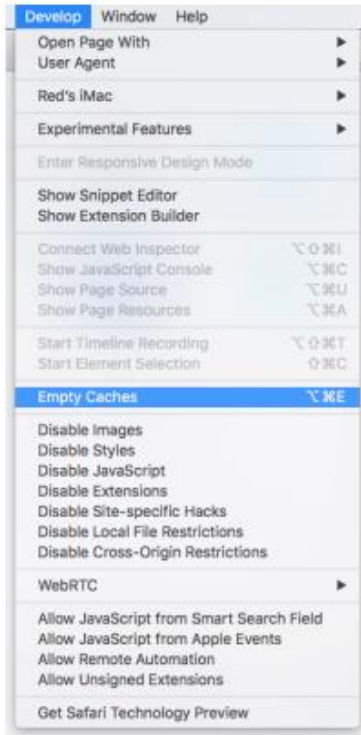
1. Go to Settings
2. At the bottom, click on Advanced
3. Under Privacy and Security, click on Clear Browsing Data
4. Check the box for Cached Images and Files
5. Click on Clear Data



Firefox

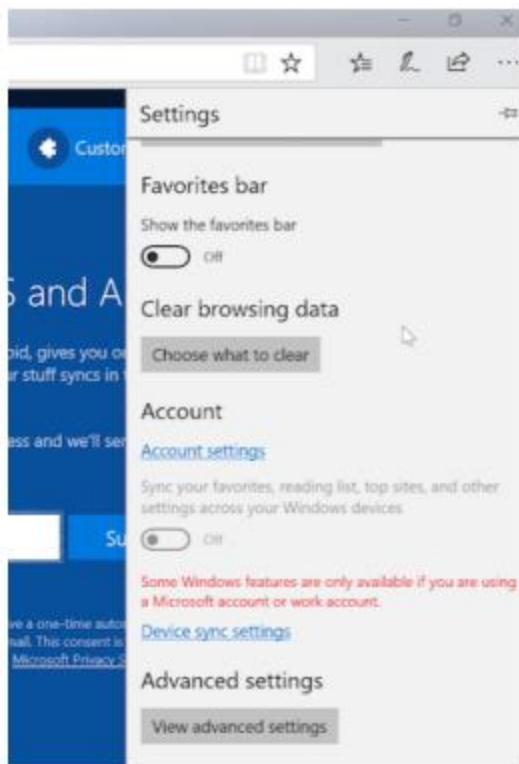
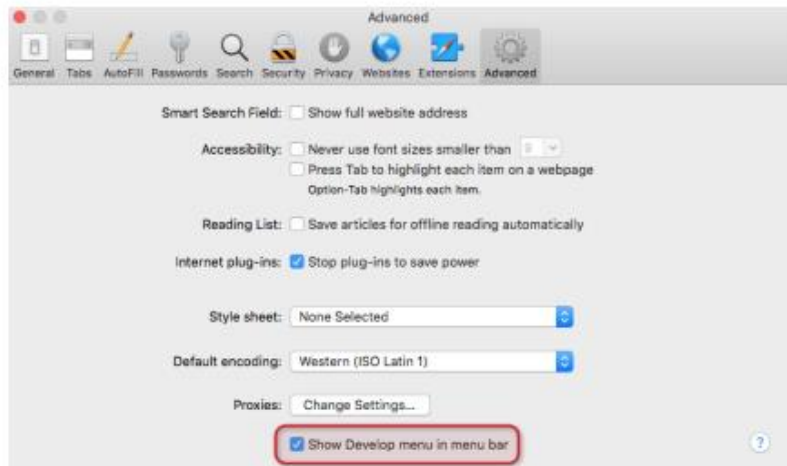
1. Click on the menu in the top right corner (it's the three horizontal lines symbol).
2. Then click Preferences
3. Choose Privacy and Security in the left sidebar menu
4. Finally, click Clear Now next to Cached Web Content

Safari



In the Safari browser, find and click on Develop in your menu, then click on Empty Caches. If you have a keyboard, you can simply use the Option-Command E shortcut.

If for some reason you don't see Develop in your menu, you'll need to enable it first. Click on Preferences, then Advanced, then check Show Develop Menu in Menu Bar.



Edge

1. Click on the 3 horizontal dots in the upper right corner of the browser to see more menu options
2. Then click on Settings
3. Click the Choose What to Clear button under Clear Browsing Data
4. Check the box for Cached Data and Files
5. Select Clear

Philanthropy 2024 in Review

Hello to the Quilters Unlimited Membership - to all who can attend the monthly meetings and to those who cannot but read the newsletter to stay current. I am Ann Gaber and will be coordinating the Philanthropy activities for the first few months of 2024.

I am so happy to introduce our new Co-Chairs Evelyn Gonzalez and Marion Millet. They both bring new ideas to the mission of our philanthropy projects. We had a third co-chair who is also very dynamic, but fortune dictates she will be moving at the end of January. So, we are looking for another wonderful person to co-chair in her place. Please consider volunteering for the chance to create fun patterns and utilize our fabric donations.

Below is a rough report of our donations for 2023.

- 27 - NICU (many more are given to Shellie Woodyard directly)
- 228 - Sleep in Heavenly Peace
- 6 - Sew 4 Hope (who create many more for the Hope Mission)
- 31 - Big Bend Hospice
- 23 - Big Bend Hospice and Westminster Oaks Fidget Quilts
- 110 - Big Bend Hospice Pillowcases
- 15 - Veteran Wheelchair quilts or Quilts of Valor (Many more are given to Roberta Granville directly)

Thanks for the Quilt!

Many members contributed materials, labor, and love to making a beautiful quilt for outgoing president Peggy Clark. The quilt was presented to Peggy at our December party. A picture is included here so that if you missed that meeting, you can see how well your efforts combined to make this lovely tribute.





Help Send a Little Sunshine

If a member needs some cheering up, don't forget to let me know. I'll send some sunshine their way on behalf of the guild!

Shelley Woodyard

Newsletter Info

The deadline for newsletter submissions for the next issue is **January 28, 2024**.

Please submit materials to our Newsletter Editor via email at newsletter@quilttallahassee.com. To receive a newsletter by mail, contact the editor for details.

Missing Email Blasts?

Check your email spam filter, check for blocked addresses, and/or add webmaster@quilttallahassee.com to your contact list. Still have problems? Email our Membership VP at membership@quilttallahassee.com. If your email address changes, let us know at the next meeting.

Follow and "Like" Quilters Unlimited of Tallahassee

on Facebook & stay connected. <https://www.facebook.com/QuiltTallahassee/>



Guild Calendar	
2024	What/Where
Guild Meetings are at Temple Israel unless otherwise noted.	
January 11	Guild Meeting
January 18	Steering Committee, 6-8:00, Transformation Church, 2300 Old Bainbridge Road
February 8	Guild Meeting
March 14	Guild Meeting
March 21	Steering Committee, 6-8:00, Main Library
April 11	Guild Meeting
May 9	Guild Meeting
June 13	Guild Meeting
June 20	Steering Committee, 6-8:00, Main Library
July 11	Guild Meeting
August 8	Guild Meeting
August 22	Steering Committee, 6-8:00, Main Library
Aug 30-Sep 1	QU Quilt Show, N. Florida Fairgrounds
Sept 12	Guild Meeting

Oct 17	(Tentative date/place) Guild Meeting
Nov 7	Steering Committee, 6-8:00, Main Library
Nov 14	Guild Meeting
Dec 12	End of Year Celebration, Temple Israel

2024 OFFICERS	
President	Janet Taylor
President-Elect (Vice President)	TBA
Treasurer	Peggy Clark, Rachel Smith
Membership Vice-President	Kerry Cohan
Secretary	Cheryl Fontenot
Immediate Past President	Peggy Clark
2024 Committee and Activity Chairpersons	
Annual Capital City Quilt Show 2024:	
~ Chair	Sue Isaac
~ Vendor Coordinator	Peggy Allen
~ Sponsor Coordinator	Susan Thomson
~ Baskets Coordinator	Karen Kunz
~ Demos and Kids' Area Coord.	Janet Taylor
~ Boutique Coordinators	Dawn Griffin, Shellie Johnson
~ Reception and Logistics	Ann Gaber
Auditor	Pam Doffek
Awards Coordinator	Janet Hughes
Block of the Month Coordinator	Teresa Bostwick
Boutique Coordinator	Dawn Griffin, Shellie Johnson
Challenge Quilt Coordinator	Pam Doffek
City Hall Show Coordinator (2025)	Janet Taylor

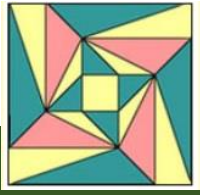
Door Prize Coordinator	Teresa Bostwick
Equipment Coordinator	Michele Hackmeyer
Fiscal Planning	Pres., Pres-Elect, Imm. Past Pres., Treasurer, Guild Member at Large
Internet Team: Email	Carol Eskola
Internet Team: Social Media	Tara Goodman
Internet Team: Website	Jennifer Darnell
Library Coordinator	Michele Hackmeyer
Newsletter Coordinator	Carol Eskola
Nominating	TBD
Opportunity Quilt 2024 Coord.	TBD
Opportunity Quilt 2025 Coord.	TBD
Parties	TBD
Philanthropy Coordinators	Marion Millet, Julie Martin, Evelyn Gonzalez
Program Coordinators	TBD
Publicity Coordinator	Tara Goodman
Quilter's Treasure Coord.	Teresa Bostwick
Silent Auction Coordinator	Marty O'Neill
Sit-n-Stitch Coordinator	Ellen Fournier
Sunshine Coordinator	Shelley Woodyard
Travel Coordinator	Christine Walsh
Welcoming Committee Coord.	Jeanne Brenner
Workshops & Classes Coord.	Cheryl Gratt (Zoom), Peggy Clark

Sit-n-Stitch Groups

“Sit-n-Stitch” groups meet weekly, biweekly, or once a month. Some groups meet in a member's home on a rotating basis and work on their own individual projects. Other groups meet at a specified location and work on service projects. There are several types of groups in the guild. **If you are interested in joining a group or starting a new group, contact Jeanne Brenner.**

Sunday	Modern Quilt Sit-n-Stitch	2nd Sunday, 3-5 pm	Marsha Walper
Monday	Quilting Bees @ Senior Center	Weekly 9 am-1 pm	Janice Watson
	Southwood Stitchers	Weekly 10 am - 3 pm	Jane Kazmer
	Sew Darn Happy	Monday after QU Meeting 1:00-3:00 pm	Dawn Griffin
Tuesday	Bits and Pieces	1 st Tuesday, 11-3:00 Eastside Branch Library 1583 Pedrick Road	Jeanne Brenner
Wednesday	Pin Pals	1 st and 3 rd Wednesdays Killearn area, 1:00-3:30	Terri Smith
Thursday	Sew Arty	3 rd Thursday 11:30 am-1 pm	Marion Millet
	Patchwork & Prayer	1 st , 3 rd , 4 th Thursday 6:30-8:30 pm	Judy Stricklin
	Appliqué Addicts @ NE Library	3 rd Thur 11 am-1:45 pm	Selena Foo
Saturday	Sew for HOPE St. Stephen Lutheran Church, 2198 N. Meridian Road	1 st & 3 rd Saturday 10 am - 2 pm Lunch break 11:30-12:30	Sandra Tate
	Second Saturday	Saturday after guild meeting, 9 am - 4 pm	Connie Beane
	Havana Sit 'n Stitch	4 th Sat.; 1-4 pm	Martha Mitchell

The following Sit-n-Stitch groups are listed at full capacity: *Frayed Edges*. This is due to physical limitations -- no more room in members' home or no more parking space available.



CLASSIFIED ADS

QUILTERS UNLIMITED OF TALLAHASSEE

*Items for Sale or Free, by Guild Members.
See Directory for Specific Contact Information*

Items for Sale

Longarm for Sale

By Linda Robbins
850-510-6943
petronlj@msn.com

Gammill Premier 18"
Stitch Regulator
12 foot pivot access table with attached overhead light bar
Original owner - purchased in 2008 – personal use and donation quilts
Heavy duty locking casters for ease of movement
Laser light for pantographs
Channel locks – horizontal and vertical
Zipper leader system
Stand alone bobbin winder
Ruler base
Selling to upgrade to computer quilting system
Serviced by a Gammill technician on 11/18/2023.
Set up and ready to test drive
Buyer is responsible for disassembling, moving, and reassembly.
~~\$8,500~~
\$7,000 or best offer

Classified Ads -- Instructions

Only Guild Members can list items for sale, for services, or “free-to-a-good-home”. How to request an ad? Email your ad/notices to the Newsletter Editor at newsletter@quilttallahassee.com. Briefly describe the item and asking price.

Your item will be posted for only one month per email submission.

ALL NEGOTIATIONS AND PROBLEMS WITH A SALE OR SERVICES ARE BETWEEN THE BUYER AND SELLER.