

# AROUND THE BLOCK

QUILTERS UNLIMITED OF TALLAHASSEE

Volume 43, Issue 5

May 2026

**Next Meeting: May 14, 2026, Temple Israel, 2215 Mahan Drive  
Times: 6:00 pm Social, 6:30 pm Meeting**

## May President's Note

I haven't had much spare time lately, but when I find some time I like to check out what other quilters are doing. I get great ideas and inspiration for my next project.

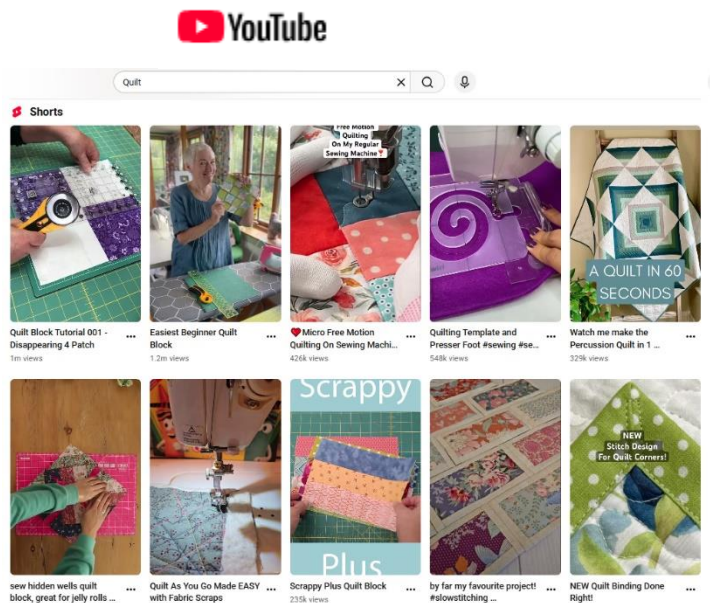
If you are looking for some fresh inspiration, check out YouTube. Search for "quilt" and you will find videos from quilt shops (like Stitching Heaven, Fabric Cafe) and others who share their skills and ideas (like Revelation Quilts, Sew Easy by Sandy) — all for free. I follow well over a dozen so far.

Another option for inspiration is the library app Libby. You can browse quilting magazines you may not have known existed.

However you go about it, keep gaining new skills and finding new inspiration.

Happy Quilting,

Lyn Gearity



---

# Programs

## May Program

**May 14, 2026 - Jonny Workman from Cookie's Fabrics**

For our May program, we will host Jonny Workman, owner of Cookie's Fabrics in Marianna, FL. She will share her story, talk about her shop, give us a trunk show, and talk about local trends.

## June Program

**June 11, 2026 - Upcycling and Restyling — Carole Gentry and Tracy Wade** will present on how to upcycle vintage quilts and linens into new works of art. They will include how to source the materials, clean and care for them, and ideas for what to make from them.

## Upcoming September Program – Get Busy!!!

Please don't forget the Quilted Garments and Accessories Fashion Show at the September meeting!! All members are invited to bring their items to show off to the group and share pattern suggestions. There will be a fashion show! Get busy making something beautiful!!

Tracy Wade  
Programs Chair



---

## Membership

**Thank You!**  
to the  $\frac{2}{3}$  of our members who have paid their 2026 dues!

**QU runs because of everyone's participation!**

**REMINDER**

- To pay the rent (and required security guard) for our meeting room
- To pay for insurance and website hosting and our P.O. box and taxes
- For guest presenters, directory printing, distinguished quilter and volunteer of the year awards, door prizes, publicity . . . – *all the fun stuff!*

**Just \$30 check/cash at a meeting or by card on our website:**  
<https://www.quilttallahassee.com/membership/forms/dues-payments/>

---

## QU Welcome Gathering

- When:** Thursday evening, May 21<sup>st</sup>  
From 6:00 pm until 7:30 pm.
- Where:** Ann Gaber's house.
- Who:** Old and new members in the mood to visit and share are invited.
- What:** Light refreshments will be provided.
- R.S.V.P.** Requested and appreciated.



Joy,  
Ann Gaber, Welcome Chair  
My information is in the QU Directory.

---

## Quilt Show Recommendation

I have been to this small quilt and textile museum several times and saw an earlier Nihon exhibit there. Japanese quilts are amazing, and I just wanted people to know about a chance to see this exhibit if they happen to be traveling in GA while it's open.

There is more information about the exhibit on the museum's webpage.

[Southeastern Quilt and Textile Museum](http://southeasternquiltandtextilemuseum.org)

Submitted by: Lucy Patrick



---

## Sleep in Heavenly Peace Quilt Kits

A dozen or so kits created for easy to quilt quilts.

Many thanks to Polina V. for pulling lovely prints together from our donation stash!

And to Karen S. for donating and cutting fun backing fabrics!

We have cut backings and battings to size 43" x 63" and provided sets of prints for tops.

Included will be some design suggestions to choose from for quilt-as-you-go style construction as well as traditional top construction.

Please let Ann Gaber know if you would like one of these kits before the next QU meeting.



---

## May 2026 Block-of-the-Month – Little Boxes

This adaptable and simple improv block might be my favorite, but it has one absolute requirement—contrast. Unless there is good contrast between the frame and the center this block is too simple. Here are examples of this block showing how it can be absolutely precise or relaxed and random.



1. Choose two contrasting fabrics and make some decisions about how you want the block to look—small center or large, precise placement or off-center, square center or some other shape.
2. Cut out the center fabric (don't forget the seam allowances) and sew a strip of the frame fabric to each side. Make sure the resulting strip is a little longer than the width of your total block.
3. Sew strips of the frame fabric to the top and bottom of the center strip, making sure they are wide and long enough to allow you to trim the block to the desired size.

This block is perfect for fussy cutting or using small pieces of beloved fabric.

Ellen Fournier, Block of the Month Chair

---

## June Block-of-the-Month: More Fun with Strips



Improv quilting doesn't have to be based on scraps, but I'm always looking for creative ways to reduce my (color sorted) bags of off-cuts and leftover pieces. This block makes good use of fabric strips, which I always seem to have a lot of.

This is another block that calls for strong contrast. I have used prints and contrasting solids, but you could use all solids or all prints as long as there is plenty of value contrast.

1. Decide on the size of your block and how wide you want the strips to be. The block on the left in the picture is 5" square with 1 1/4" wide finished strips; the one on the right is 8 1/2" square with 3/4" and 1/2" wide finished strips.
2. Cut strips from your chosen fabrics 1/2" wider than the desired width and less than the length of the block size. Don't cut all the strips to the same length.
3. Sew contrasting strips together end to end, making sure the total length is longer than the desired block size. Lay out the strips and play around with how they are arranged. You can have all the solid ends on the same side or flip them around. Make sure you have enough strips—you will lose a quarter inch for every seam.
4. Trim the strips to all the same length but make them a little longer than the final block size (to allow for more adjustment.) I used a 9 1/2" square ruler to trim the length of the strips for the larger block and a 6 1/2" ruler to trim the smaller block strips.
5. Lay out the strips again and adjust as desired. Sew the strips together, press open the seams, press the block as flat as you can, and trim it to the final size.

Ellen Fournier, Block of the Month Chair

---

## 2026 Distinguished Quilter Award

It is time to think about nominating an active member of Quilters Unlimited for the Distinguished Quilter Award

Nominations for Distinguished Quilter are due by **June 1st**. Nomination forms for Distinguished Quilter are online at: <https://quilttallahassee.com/activities-and-projects/awards/>. The nomination form can be completed and submitted on your computer or on paper and must have both a nominator and a co-nominator from the guild.

In addition to basic contact information, the entry form has three sections to describe the nominee.

1. Outstanding quilting expertise and talent
2. Quilting demonstrations, teaching and/or writing by quilter
3. Local, regional, and/or national quilt shows entered; awards received

The Award Criteria below is online in the Policies and Procedures:

#### 4. Committee Procedures for Nomination

- a) The Awards Committee shall solicit nominations from active Quilters Unlimited members through forms, published on the guild's web site.
- b) There shall be a nominator and a co-nominator, and both shall complete and sign the Nomination Form.
- c) The Awards Committee Chairperson shall not be a nominator or co-nominator. In the case of any tie votes, the Chairperson shall cast the deciding vote.
- d) An Awards Committee member, nominated for an award, shall not participate in discussions or voting pertaining to that award.
- e) The current President is not eligible for the Volunteer of the Year Award.

#### 5. Distinguished Quilter Award Criteria

- a) The Distinguished Quilter Award will be given to a participating guild member, who: supports the goals and purposes of Quilters Unlimited by promoting knowledge of and interest in quilting and the art of quilting; has outstanding quilting expertise and talent; shares by demonstrations, teaching, or writing; and enters quilts in local, regional, and/or national quilt shows.
- b) The nominee may also: serve as an officer or committee chairperson, demonstrate areas of expertise in guild (programs, writing, other), and show initiative and/or assume responsibility.
- c) The Distinguished Quilter Nomination Form is due to the Awards Committee Chairperson no later than July 1st of each year. The form is available on the QU website.

Contact Janet Hughes with questions about submitting nominations.

---

## Previous Award Winners

### Distinguished Quilter Award

1990	Grace Anderson	2006	Linda Ricke
1991	Eva Fesmire	2008	Robin Wolfe
1992	Charlotte Williams	2013	Jeanne Brenner
1995	Betty Jo Shiell	2013	Maureen O'Doogan
1997	Tristan Audrey Mor	2014	Linda Dozier
1999	Clara Black	2015	Marsha Walper
1999	Margaret Klein	2018	Shirley Holder
2001	Linda O'Sullivan	2019	Janet Hughes
2003	Willie Bell Bell	2024	Pam Doffek
		2025	Carole Gentry

### Volunteer of the Year Award

2015	Michele Hackmeyer
2016	Roberta Granville
2017	Karen Kunz and Jeanne Brenner
2018	Marsha Walper
2019	Wendy Stone
2022	Julie Fredrickson
2023	Ann Gaber
2024	Sue Isaac
2025	Wendy Adams

---

## A Heartfelt Thank You from a Veteran

Dear Ms. Clark:

*It was a pleasure meeting you last evening at the Conservative Club. I was greatly honored to receive the beautiful quilt that recognized my 28 years of military service to my country—bringing back a rush of memories.*

*I slept under it last evening and will continue to do so in the evenings ahead! I enjoyed its comfort and the memories that it provoked during the evening!*

*Please let the ladies that made it for me know how much I appreciate it.*

*God's Peace,*

*Dave Lang*



---

## Thank you from NICU Staff at TMH

To our quilters:

Thank you for keeping our NICU at TMH supplied with little quilts. We appreciate the time and love you spend providing our babies with beautiful bedding.

The quilts are used in 3 types of beds: radiant warmer, isolette, and open crib. All ages of babies use them, from 3 months premature to full term. The babies typically weigh between 1.5 up to 10 pounds. "Softer" colors are preferred while solids are needed on the back.

Thank You !

The NICU staff at TMH



---

## Newsletter Info

The deadline for newsletter submissions for the next issue is **May 25, 2026**. Please submit materials to our Newsletter Editor via email at [newsletter@quilttallahassee.com](mailto:newsletter@quilttallahassee.com). To receive a newsletter by mail, contact the editor for details.




---

## QU Library

We have almost 300 books available to members. Follow this link: [Guild Library](#), to the QU website page containing the list of books. You can search by author, title, or category.

When you find something you would like to check out, note the name of the book and the author and send an email to Michele Hackmeyer (see guild directory) with your request and I will bring the book(s) to the next guild meeting.

*Michele Hackmeyer*



---

## Missing Email Blasts?

Check your email spam filter, check for blocked addresses, and/or add [webmaster@quilttallahassee.com](mailto:webmaster@quilttallahassee.com) to your contact list. Still have problems? Email our Membership VP at [membership@quilttallahassee.com](mailto:membership@quilttallahassee.com). If your email address changes, let us know at the next meeting.

---

## Help Send a Little Sunshine

If a member needs some cheering up, don't forget to let me know. I'll send some sunshine their way on behalf of the guild!

*Shelley Woodyard*



Follow and "Like" Quilters Unlimited of Tallahassee on Facebook & stay connected.

<https://www.facebook.com/QuiltTallahassee/>

## Guild Calendar

2026	What/Where
Guild Meetings are at Temple Israel unless otherwise noted. 6:00pm Social / 6:30pm Meeting	
May 14	Guild Meeting - Jonny Workman from Cookie's Fabrics
Jun 11	Guild Meeting - Upcycling and Restyling - Carole Gentry and Tracy Wade
Jul 9	Guild Meeting - Quilts of Valor
Aug 13	Guild Meeting - Challenge Quilts
Sep 3	Guild Meeting – Quilted Garments & Accessories Fashion Show
Oct 8	Guild Meeting – Marcia Layton – lecture and trunk show called “From Handprints to Yo-Yos!”
Nov 12	Guild Meeting
Dec 10	Guild Meeting – Potluck Celebration

## 2026 QU Steering Committee

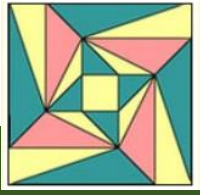
Position	2026
President	<i>Vacant</i>
President-Elect	<i>Vacant</i>
Treasurer	Kerry Cohen
Membership VP	Sue Isaac
Secretary	Janet Taylor
Auditor	Linda Robbins
Awards	Janet Hughes
Block of the Month	Ellen Fournier
Challenge Quilt	Carole Gentry
Door Prize	Wendy Adams Joanne Stock
Equipment	Michele Hackmeyer
Internet/Website	Sue Isaac
Library	Michele Hackmeyer
Newsletter/Email	Darlene Pricher
Opportunity Quilt 2026	<i>Vacant</i>
Opportunity Quilt 2027	<i>Vacant</i>
Past President	Kerry Cohen
Philanthropy	Ann Gaber and Co.
Programs	Tracy Wade
Publicity/Social Media	<i>Vacant</i>
Quilt Show 2026	<i>Vacant</i>
Silent Auction	Dawn Griffin Hanneke Hoxworth
Sit-n-Stitch	Peggy Clark
Sunshine	Shelley Woodyard
Travel	TBD
Welcoming	Ann Gaber
Workshops	Cheryl Gratt

## Sit-n-Stitch Groups

A "Sit-n-Stitch" is a group of quilters who meet regularly to work on service projects, learning and practicing quilting techniques, or working on members' individual projects. Some groups meet in members' homes on a rotating basis and others meet at specified locations. If you are interested in joining a sit-n-stitch group, please call Peggy Clark or call the group's contact person. Phone numbers are available to Guild members in the Quilters Unlimited Membership Directory. Members are encouraged to form new sit-n-stitch groups to match their quilting interests.

<b>Monday</b>	Quilting Bees @ Senior Center	Weekly 9 am - 1 pm	Janice Watson
	Southwood Stitchers	Weekly 10 am - 1 pm Southwood Community Center	Jane Kazmer
<b>Tuesday</b>	Bits and Pieces	1 <sup>st</sup> Tuesday, 11 am - 3 pm Eastside Branch Library 1583 Pedrick Road	Teresa Miller
<b>Tuesday or Thursday</b>	Rags2Bags	Tuesday 10 am – 2 pm OR Thursday 12:30 pm – 3:30 pm Faith Community Outreach Center	Peggy Sanford
<b>Wednesday</b>	Pin Pals*	1st and 3rd Wednesdays Killearn area, 1:00 - 3:30 pm	Teri Smith
<b>Thursday</b>	Sew Arty	3rd Thursday 11:30 am - 1:30 pm Bernina Connection Bring your own lunch.	Marion Millet
	Patchwork & Prayer	1st, 3rd, 4th Thursday 6:30 - 8:30 pm Crawfordville	Judy Stricklin
	Appliqué Addicts	3rd Thursday 11 am - 1:45 pm Northeast Branch Library	Selena Foo
<b>Friday</b>	Frayed Edges*	Weekly, 9:30 am – 12 pm	Loui Tope
<b>Saturday</b>	Sew for HOPE	1st & 3rd Saturday 10 am - 3 pm Bring your own lunch. St. Stephen Lutheran Church, 2198 N. Meridian Road	Sandra Tate, Judy Rainbrook
	Second Saturday	Saturday after guild meeting, 9 am - 4 pm	Connie Beane

**\* Group is currently at maximum capacity.**



## CLASSIFIED ADS

QUILTERS UNLIMITED OF TALLAHASSEE

---

*Items for Sale or Free, by Guild Members.  
See Directory for Specific Contact Information*

---

### Classified Ads -- Instructions

**Only Guild Members can list items for sale, for services, or "free-to-a-good-home".** How to request an ad? Email your ad/notices to the Newsletter Editor at [newsletter@quilttallahassee.com](mailto:newsletter@quilttallahassee.com). Briefly describe the item and asking price.

Your item will be posted for only one month per email submission.

*ALL NEGOTIATIONS AND PROBLEMS WITH A SALE OR SERVICES ARE BETWEEN THE BUYER AND SELLER.*