

# AROUND THE BLOCK

QUILTERS UNLIMITED OF TALLAHASSEE

Volume 43, Issue 6

June 2026

***Next Meeting: June 11, 2026, Temple Israel, 2215 Mahan Drive  
Times: 6:00 pm Social, 6:30 pm Meeting***

## June President's Note

At the May meeting we had a great program by Jonny Workman from Cookie's Fabrics in Marianna. With the loss of JoAnn's here in Tallahassee, it was exciting to learn of another quilt shop in the area. As Tracy Wade informed us, it's only 70 miles from Tallahassee and most of it can be driven on I-10. Easy-Peasy!

This reminds me of how important it is to support all of our local fabric and craft shops. I know most of us want to see and touch fabric before we buy it, but consider all the other stuff you use with your quilting. Thread, patterns, batting, marking tools, rulers, cutting mats, spray basting, etc. These are easy to get online, but check your local shops first to see if they carry what you need. By patronizing them as much as possible, we help ensure that they will be able to remain in business.



Whenever possible, buy local!

Michele Hackmeyer, Acting QU President for June.

---

# Programs

## June Program

### **June 11, 2026 - Upcycling and Restyling — Carole Gentry and Tracy Wade**

June's Program will cover upcycling and restyling of vintage quilts and linens into new works of art. We will cover how to source materials, clean and care for them, and ideas for what to make from them. Tracy Wade and Carole Gentry will show examples and lead a group idea sharing.

BRING YOUR OLD NEEDLES AND USED ROTARY BLADES TO BE RECYCLED! Carole will have a collection bin available.

## Upcoming September Program – Get Busy!!!

Please don't forget the Quilted Garments and Accessories Fashion Show at the September meeting!! All members are invited to bring their items to show off to the group and share pattern suggestions. There will be a fashion show! Get busy making something beautiful!!

Thanks!!  
Tracy Wade  
Programs Chair



---

## Membership

**Thank You!**  
to the  $\frac{2}{3}$  of our members who have paid their 2026 dues!

**QU runs because of everyone's participation!**

REMINDER

- To pay the rent (and required security guard) for our meeting room
- To pay for insurance and website hosting and our P.O. box and taxes
- For guest presenters, directory printing, distinguished quilter and volunteer of the year awards, door prizes, publicity . . . – *all the fun stuff!*

**Just \$30 check/cash at a meeting or by card on our website:**  
<https://www.quilttallahassee.com/membership/forms/dues-payments/>

---

## 50/50 Drawing

\$\$\$ want some? Bring some \$\$ to the June meeting as we are having a 1/2 & 1/2 drawing. We will be drawing the lucky person's ticket during the meeting. This is a cash only event (no cards accepted)!!!!



How lucky are you?? One (1) dollar to find out! Of course, three or four would help your odds!!

*signature*

Proceeds to go for increased cost of security for our meetings.

Peggy Clark

---


## Quilt Show Recommendation

I have been to this small quilt and textile museum several times and saw an earlier Nihon exhibit there. Japanese quilts are amazing, and I just wanted people to know about a chance to see this exhibit if they happen to be traveling in GA while it's open.

There is more information about the exhibit on the museum's webpage.

[Southeastern Quilt and Textile Museum](http://southeasternquiltandtextilemuseum.org)

Submitted by: Lucy Patrick



---

## Upcoming Quilt Show

On behalf of QuiltFest Jacksonville, you are invited to come visit our show this year- hosted by the seven sister guilds of the Jacksonville and St. Augustine area, and themed Give Piece A Chance.

We expect over 400 quilts to hang for the exhibition, with many wonderful vendors and demos to be presented. The show will be held Thursday through Saturday, September 17th -19th, at The Prime Osborn Convention Center. Show times are 9:00am-5:00pm on Thursday and Friday, and 9:00am-4:00pm on Saturday. Regular admission tickets are \$17, senior and military are \$16, and bus group discounts are \$15. All tickets include free parking. Advance tickets are available for groups and buses, so gather your friends and come see all the traditional, modern and art quilts, and shop with the vendors.



---

## June Block-of-the-Month: More Fun with Strips



Improv quilting doesn't have to be based on scraps, but I'm always looking for creative ways to reduce my (color sorted) bags of off-cuts and leftover pieces. This block makes good use of fabric strips, which I always seem to have a lot of.

This is another block that calls for strong contrast. I have used prints and contrasting solids, but you could use all solids or all prints as long as there is plenty of value contrast.

1. Decide on the size of your block and how wide you want the strips to be. The block on the left in the picture is 5" square with 1 1/4" wide finished strips; the one on the right is 8 1/2" square with 3/4" and 1/2" wide finished strips.
2. Cut strips from your chosen fabrics 1/2" wider than the desired width and less than the length of the block size. Don't cut all the strips to the same length.
3. Sew contrasting strips together end to end, making sure the total length is longer than the desired block size. Lay out the strips and play around with how they are arranged. You can have all the solid ends on the same side or flip them around. Make sure you have enough strips—you will lose a quarter inch for every seam.
4. Trim the strips to all the same length but make them a little longer than the final block size (to allow for more adjustment.) I used a 9 1/2" square ruler to trim the length of the strips for the larger block and a 6 1/2" ruler to trim the smaller block strips.
5. Lay out the strips again and adjust as desired. Sew the strips together, press open the seams, press the block as flat as you can, and trim it to the final size.

Ellen Fournier, Block of the Month Chair

---

## July Block of the Month: Slice and Insert Block

I found an online tutorial for this block, but I quickly realized I could not write clear instructions for it. Instead, here is a [link](#) to the YouTube tutorial. You can skip ahead to minute 8 for the block instructions, or watch the full video to get used to the instructor. She is Dutch, and while her English is excellent, her accent may take a little getting used to.

<https://www.youtube.com/watch?v=M2ey9Tm5IHE>

Here are the blocks I made based on the video:



My only advice is that you don't place the inserts too close to the edge, or they might get lost in squaring the block.

---

## Quilts of Valor

**Betsy Willett** was awarded a Quilt of Valor at her home in Marianna, Florida on May 9, 2026. Her son and father were present to see her honored.

Besty spent several years in the service and exited as an E4 Specialist from the United States Army. She earned several awards and at one time was stationed in Korea.

She is shown with her father.



**Troy O. Powell** was awarded a Quilt of Valor in Tallahassee on May 15, 2026.

Troy served in the United States Air Force for twenty years and two months. He served in Viet Nam, received several awards and commendations and exited the service as a Master Sergeant.

He is shown with his friend, Jill displaying his Quilt of Valor made by Linda O. and quilted by Wendy A.



Submitted by Roberta Granville

---

## Nifty Fifty

Dear Quilt Guild Members,

In 1995, I began a quilting project that would eventually grow into something far beyond quilt blocks and fabric. What started as a single 50-state quilt block exchange became Nifty Fifty Quilters — a quilting community that completed thirty quilt swaps connecting quilters across the United States and around the world through friendship, creativity, and shared stories.



Back then, my co-organizer Wendy Smith and I contacted quilt guilds the old-fashioned way — through letters mailed across the country asking guild members to participate. Those handwritten letters helped build lifelong friendships and quilting connections that still exist today.

After a fifteen-year pause, Nifty Fifty Quilters is beginning a new chapter. We have relaunched our quilting community with a new website, [Nifty Fifty Quilting](https://niftyfiftyquilting.com), featuring the history of our groups and more than 70,000 quilt block photos from our past exchanges.

We are now inviting quilters to join our newest project:

### **NF 31 — A Healing Quilt Swap**

<https://niftyfiftyquilting.com/swaps/nf-31-journey-into-the-light>

This swap focuses on friendship, encouragement, healing, and charitable outreach through quilting. Participants will also help create charity quilts supporting Breast Cancer Awareness, Suicide Prevention, and Domestic Violence awareness.

Below is a link to an article sharing the history and legacy of the Nifty Fifty Quilters, including how these exchanges grew into a nationwide and international quilting community.

<https://niftyfiftyquilting.com/press/0371a245-97b5-4b00-9af3-560f0e7db57f>

We would be honored if your guild would share our story in your newsletter, social media pages, or guild meetings. We would also love to welcome interested quilters from your guild into our new exchange.

Thank you for helping continue the tradition of quilting friendships that began nearly thirty years ago.

Warm regards,  
Teresa Drummond  
Founder, Nifty Fifty Quilters

---

## Newsletter Info

The deadline for newsletter submissions for the next issue is **June 25, 2026**. Please submit materials to our Newsletter Editor via email at [newsletter@quilttallahassee.com](mailto:newsletter@quilttallahassee.com). To receive a newsletter by mail, contact the editor for details.




---

## QU Library

We have almost 300 books available to members. Follow this link: [Guild Library](#), to the QU website page containing the list of books. You can search by author, title, or category.

When you find something you would like to check out, note the name of the book and the author and send an email to Michele Hackmeyer (see guild directory) with your request and I will bring the book(s) to the next guild meeting.

*Michele Hackmeyer*



---

## Missing Email Blasts?

Check your email spam filter, check for blocked addresses, and/or add [webmaster@quilttallahassee.com](mailto:webmaster@quilttallahassee.com) to your contact list. Still have problems? Email our Membership VP at [membership@quilttallahassee.com](mailto:membership@quilttallahassee.com). If your email address changes, let us know at the next meeting.

---

## Help Send a Little Sunshine

If a member needs some cheering up, don't forget to let me know. I'll send some sunshine their way on behalf of the guild!

*Shelley Woodyard*



Follow and "Like" Quilters Unlimited of Tallahassee on Facebook & stay connected.

<https://www.facebook.com/QuiltTallahassee/>

## Guild Calendar

2026	What/Where
<p>Guild Meetings are at Temple Israel unless otherwise noted. 6:00pm Social / 6:30pm Meeting</p>	
Jun 11	Guild Meeting - Upcycling and Restyling - Carole Gentry and Tracy Wade
Jul 9	Guild Meeting - Quilts of Valor
Aug 13	Guild Meeting - Challenge Quilts
Sep 3	Guild Meeting – Quilted Garments & Accessories Fashion Show
Oct 8	Guild Meeting – Marcia Layton – lecture and trunk show called “From Handprints to Yo-Yos!”
Nov 12	Guild Meeting
Dec 10	Guild Meeting – Potluck Celebration

## 2026 QU Steering Committee

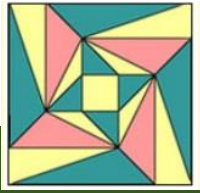
Position	2026
President	<i>Vacant</i>
President-Elect	<i>Vacant</i>
Treasurer	Kerry Cohen
Membership VP	Sue Isaac
Secretary	Janet Taylor
Auditor	Linda Robbins
Awards	Janet Hughes
Block of the Month	Ellen Fournier
Challenge Quilt	Carole Gentry
Door Prize	Wendy Adams Joanne Stock
Equipment	Michele Hackmeyer
Internet/Website	Sue Isaac
Library	Michele Hackmeyer
Newsletter/Email	Darlene Pricher
Opportunity Quilt 2026	<i>Vacant</i>
Opportunity Quilt 2027	<i>Vacant</i>
Past President	Kerry Cohen
Philanthropy	Ann Gaber and Co.
Programs	Tracy Wade
Publicity/Social Media	<i>Vacant</i>
Quilt Show 2026	<i>Vacant</i>
Silent Auction	Dawn Griffin Hanneke Hoxworth
Sit-n-Stitch	Peggy Clark
Sunshine	Shelley Woodyard
Travel	TBD
Welcoming	Ann Gaber
Workshops	Cheryl Gratt

## Sit-n-Stitch Groups

A "Sit-n-Stitch" is a group of quilters who meet regularly to work on service projects, learning and practicing quilting techniques, or working on members' individual projects. Some groups meet in members' homes on a rotating basis and others meet at specified locations. If you are interested in joining a sit-n-stitch group, please call Peggy Clark or call the group's contact person. Phone numbers are available to Guild members in the Quilters Unlimited Membership Directory. Members are encouraged to form new sit-n-stitch groups to match their quilting interests.

<b>Monday</b>	Quilting Bees @ Senior Center	Weekly 9 am - 1 pm	Janice Watson
	Southwood Stitchers	Weekly 10 am - 1 pm Southwood Community Center	Jane Kazmer
<b>Tuesday</b>	Bits and Pieces	1 <sup>st</sup> Tuesday, 11 am - 3 pm Eastside Branch Library 1583 Pedrick Road	Teresa Miller
<b>Tuesday or Thursday</b>	Rags2Bags	Tuesday 10 am – 2 pm OR Thursday 12:30 pm – 3:30 pm Faith Community Outreach Center	Peggy Sanford
<b>Wednesday</b>	Pin Pals*	1st and 3rd Wednesdays Killearn area, 1:00 - 3:30 pm	Teri Smith
<b>Thursday</b>	Sew Arty	3rd Thursday 11:30 am - 1:30 pm Bernina Connection Bring your own lunch.	Marion Millet
	Patchwork & Prayer	1st, 3rd, 4th Thursday 6:30 - 8:30 pm Crawfordville	Judy Stricklin
	Appliqué Addicts	3rd Thursday 11 am - 1:45 pm Northeast Branch Library	Selena Foo
<b>Friday</b>	Frayed Edges*	Weekly, 9:30 am – 12 pm	Loui Tope
<b>Saturday</b>	Sew for HOPE	1st & 3rd Saturday 10 am - 3 pm Bring your own lunch. St. Stephen Lutheran Church, 2198 N. Meridian Road	Sandra Tate, Judy Rainbrook
	Second Saturday	Saturday after guild meeting, 9 am - 4 pm	Connie Beane

**\* Group is currently at maximum capacity.**



## CLASSIFIED ADS

### QUILTERS UNLIMITED OF TALLAHASSEE

*Items for Sale or Free, by Guild Members.  
See Directory for Specific Contact Information*

#### **Sewing Machines For Sale:**

- 2nd year issue (1934) Singer 221 or Featherweight with original case, attachments, and extra needles - \$650
- 1940s Elna 1 or Grasshopper model with case - \$350
- 1930s GE Sewhandy (a precursor to the Singer 221) imported from Brazil. - \$400

These cuties are rare, perfectly portable, and restored for modern sewing use. Additional photos available upon request. Prices are negotiable.

Please contact Desiree Cureton.



#### **Classified Ads -- Instructions**

**Only Guild Members can list items for sale, for services, or "free-to-a-good-home".** How to request an ad? Email your ad/notices to the Newsletter Editor at [newsletter@quilttallahassee.com](mailto:newsletter@quilttallahassee.com). Briefly describe the item and asking price.

Your item will be posted for only one month per email submission.

**ALL NEGOTIATIONS AND PROBLEMS WITH A SALE OR SERVICES ARE BETWEEN THE BUYER AND SELLER.**